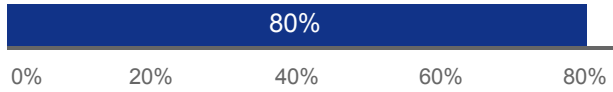




STUDENT SUCCESS AND EQUITY BY COURSE, **SUCCESS**

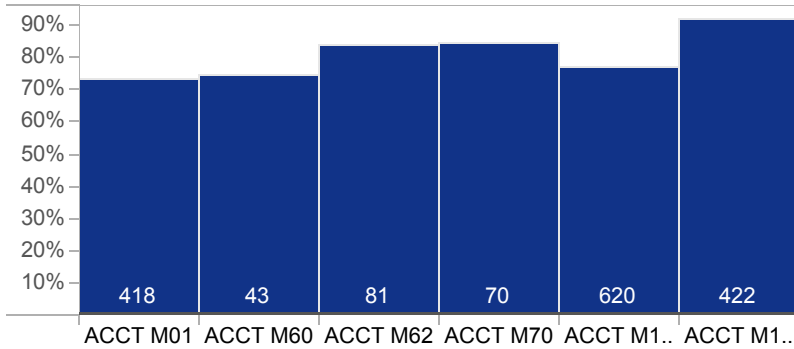
PROGRAM PLAN: Accounting



SUCCESS BY METHOD OF INSTRUCTION



STUDENT SUCCESS RATE BY COURSE, *Accounting*

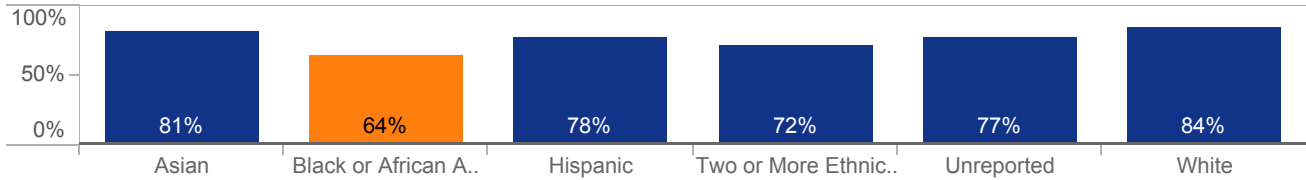


Disproportionate Impact



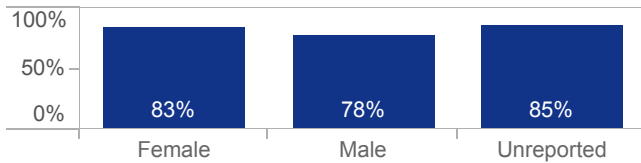
ETHNICITY, *Accounting*

~~ populations <10 not shown



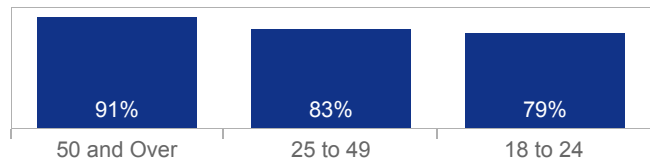
GENDER, *Accounting*

~~ populations <10 not shown



AGE, *Accounting*

~~ populations <10 not shown





Program Plan Selector
Anthropology

Academic Year Selector
Academic Year 2018 - 2019

Measure Selector
SUCCESS

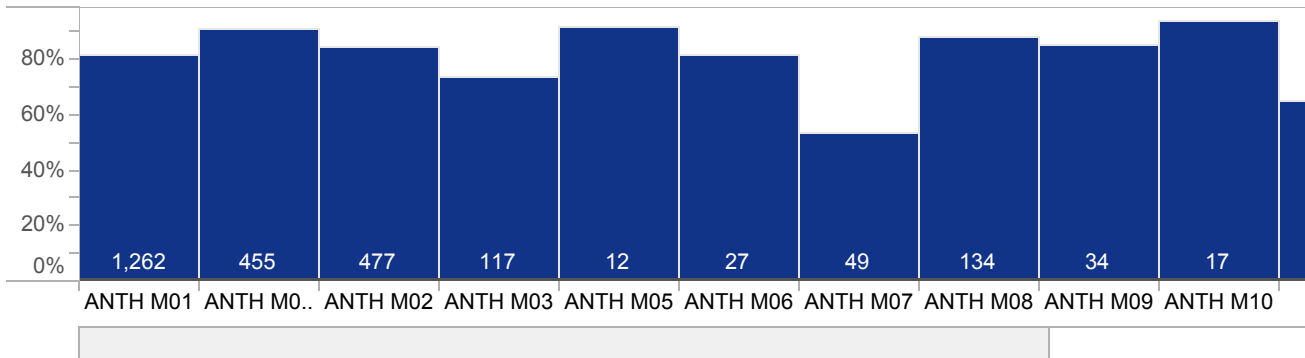
STUDENT SUCCESS AND EQUITY BY COURSE, **SUCCESS**

PROGRAM PLAN: Anthropology

SUCCESS BY METHOD OF INSTRUCTION



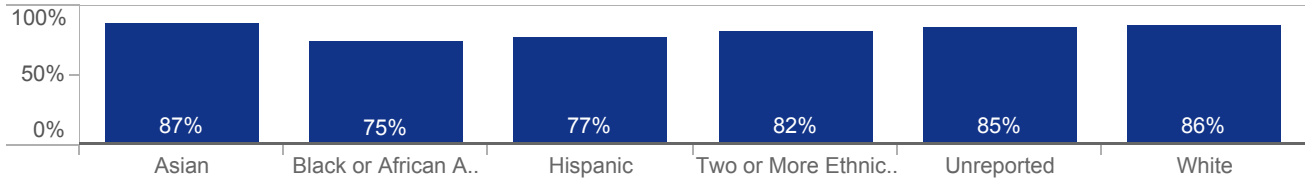
STUDENT SUCCESS RATE BY COURSE, *Anthropology*



Disproportionate Impact
■ No Disproportionate Impact

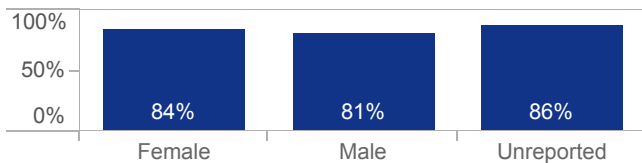
ETHNICITY, *Anthropology*

~~ populations <10 not shown



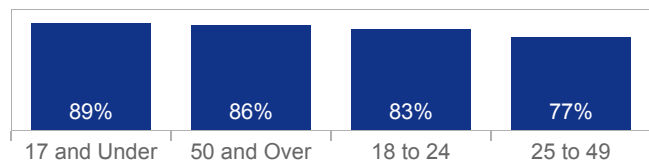
GENDER, *Anthropology*

~~ populations <10 not shown



AGE, *Anthropology*

~~ populations <10 not shown





Program Plan Selector
Art/Art History

Academic Year Selector
Academic Year 2018 - 2019

Measure Selector
SUCCESS

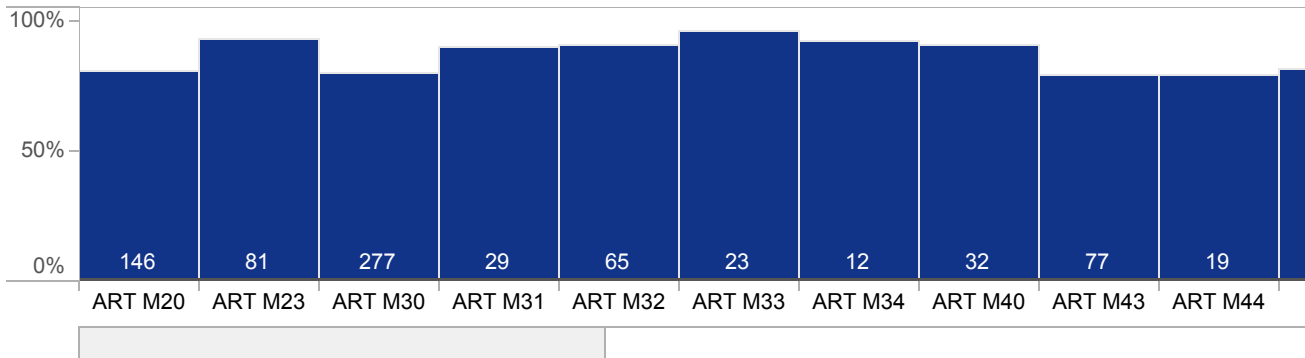
STUDENT SUCCESS AND EQUITY BY COURSE, **SUCCESS**

PROGRAM PLAN: Art/Art History

SUCCESS BY METHOD OF INSTRUCTION



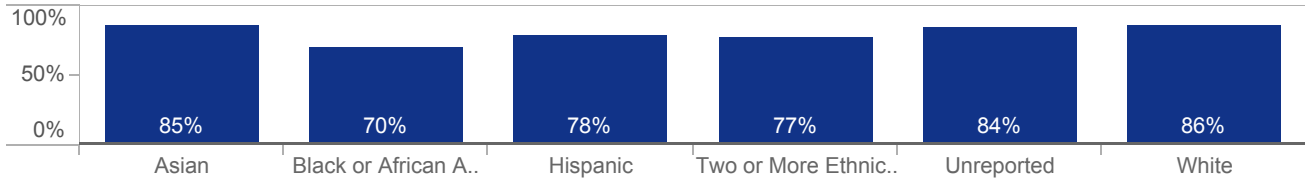
STUDENT SUCCESS RATE BY COURSE, *Art/Art History*



Disproportionate Impact
■ No Disproportionate Impact

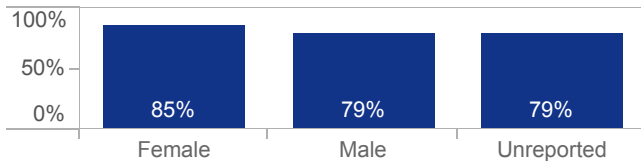
ETHNICITY, *Art/Art History*

~~ populations <10 not shown



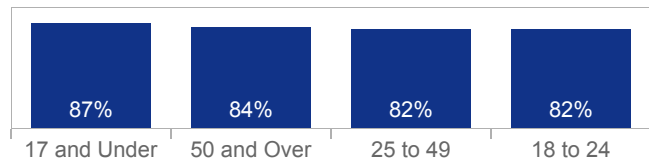
GENDER, *Art/Art History*

~~ populations <10 not shown



AGE, *Art/Art History*

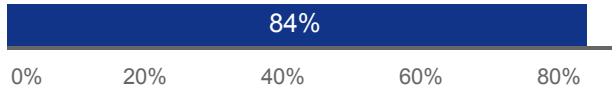
~~ populations <10 not shown





STUDENT SUCCESS AND EQUITY BY COURSE, **SUCCESS**

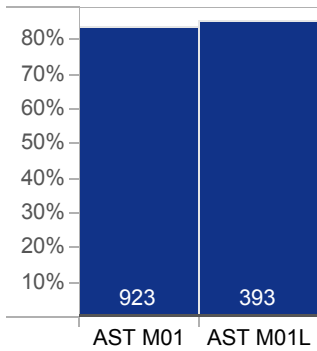
PROGRAM PLAN: Astronomy



SUCCESS BY METHOD OF INSTRUCTION



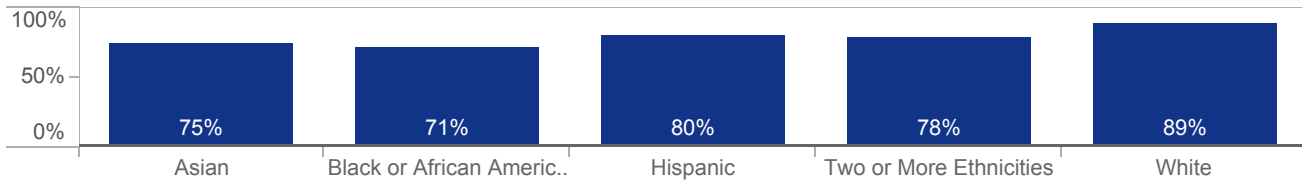
STUDENT SUCCESS RATE BY COURSE, *Astronomy*



Disproportionate Impact
 ■ No Disproportionate Impact

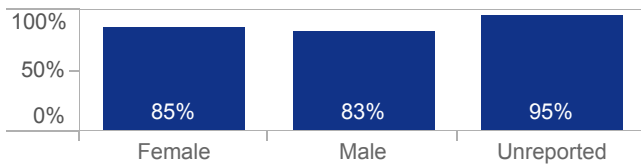
ETHNICITY, *Astronomy*

~~ populations <10 not shown



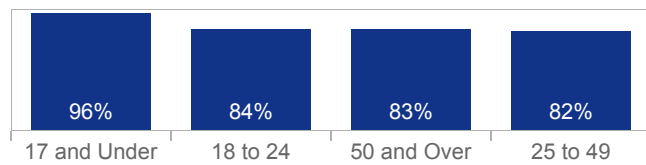
GENDER, *Astronomy*

~~ populations <10 not shown



AGE, *Astronomy*

~~ populations <10 not shown





Program Plan Selector
Biology

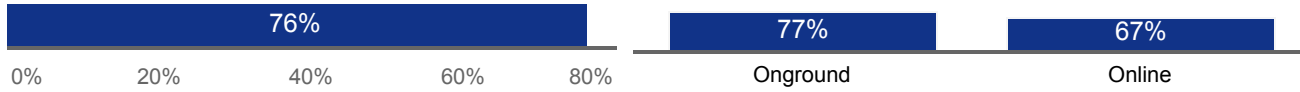
Academic Year Selector
Academic Year 2018 - 2019

Measure Selector
SUCCESS

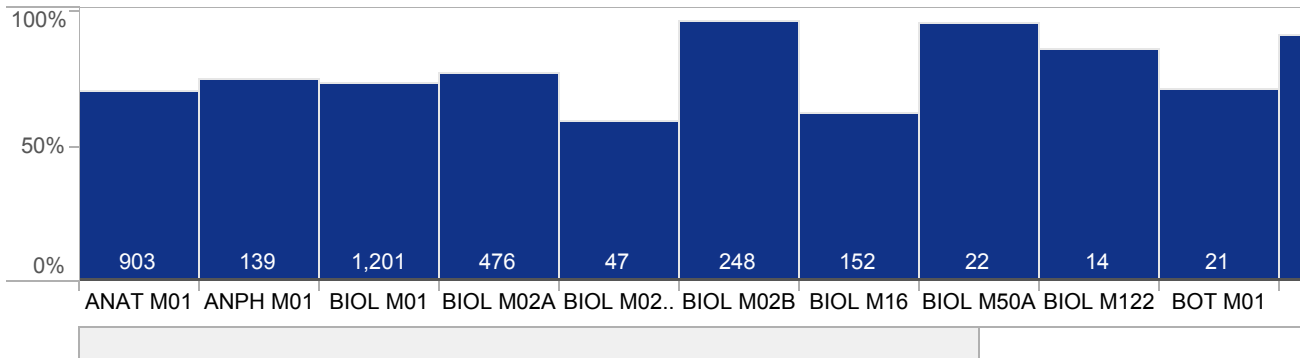
STUDENT SUCCESS AND EQUITY BY COURSE, **SUCCESS**

PROGRAM PLAN: **Biology**

SUCCESS BY METHOD OF INSTRUCTION



STUDENT SUCCESS RATE BY COURSE, *Biology*

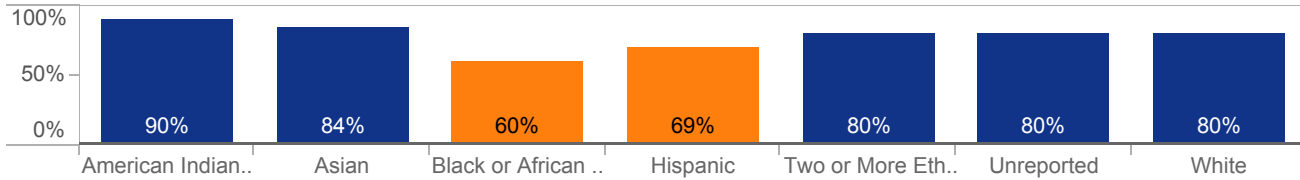


Disproportionate Impact

Disproportionate Impact (Orange) No Disproportionate Impact (Blue)

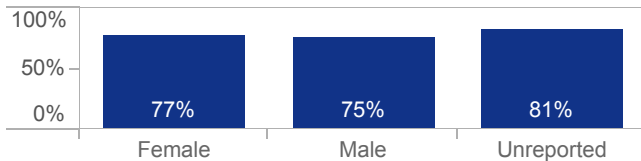
ETHNICITY, *Biology*

~~ populations <10 not shown



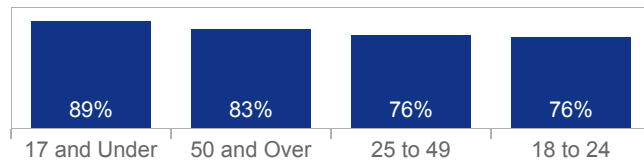
GENDER, *Biology*

~~ populations <10 not shown



AGE, *Biology*

~~ populations <10 not shown





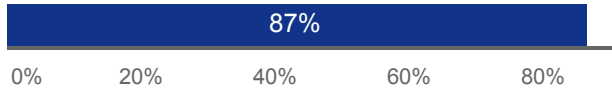
Program Plan Selector
Biotechnology

Academic Year Selector
Academic Year 2018 - 2019

Measure Selector
SUCCESS

STUDENT SUCCESS AND EQUITY BY COURSE, **SUCCESS**

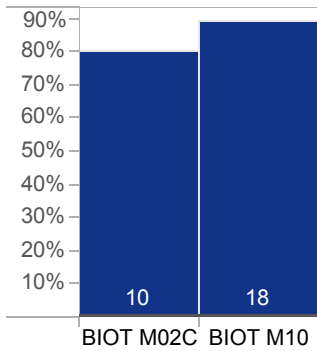
PROGRAM PLAN: Biotechnology



SUCCESS BY METHOD OF INSTRUCTION



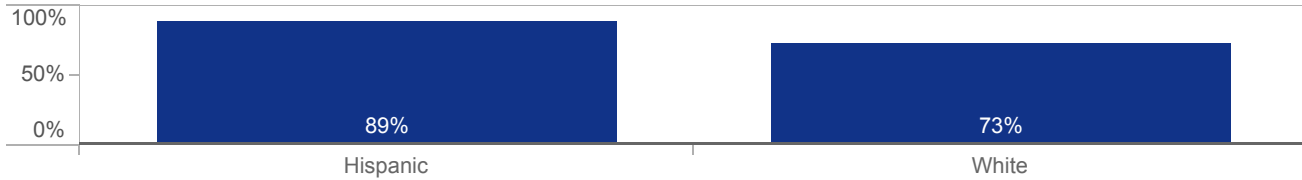
STUDENT SUCCESS RATE BY COURSE, *Biotechnology*



Disproportionate Impact
■ No Disproportionate Impact

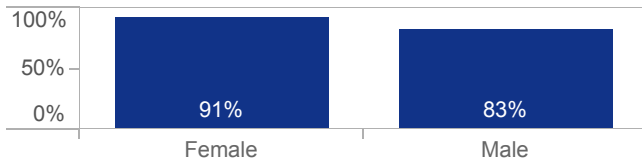
ETHNICITY, *Biotechnology*

~~ populations <10 not shown



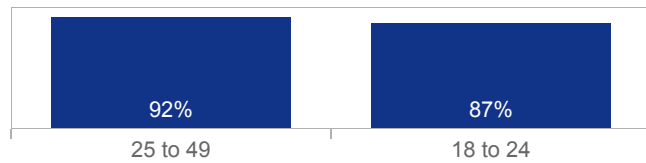
GENDER, *Biotechnology*

~~ populations <10 not shown



AGE, *Biotechnology*

~~ populations <10 not shown





Program Plan Selector
Business

Academic Year Selector
Academic Year 2018 - 2019

Measure Selector
SUCCESS

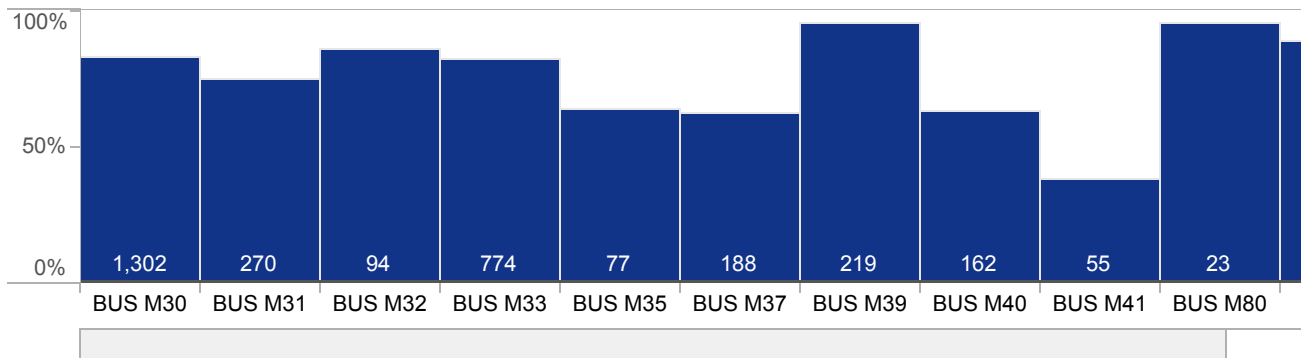
STUDENT SUCCESS AND EQUITY BY COURSE, **SUCCESS**

PROGRAM PLAN: Business

SUCCESS BY METHOD OF INSTRUCTION



STUDENT SUCCESS RATE BY COURSE, *Business*

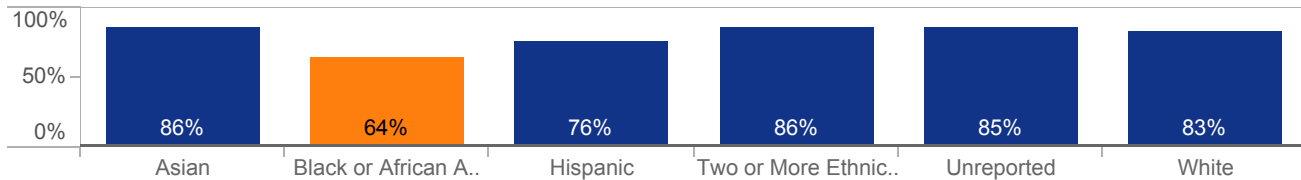


Disproportionate Impact

Disproportionate Impact (Orange) No Disproportionate Impact (Blue)

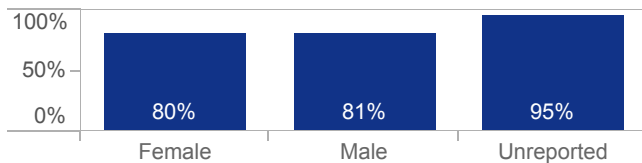
ETHNICITY, *Business*

~~ populations <10 not shown



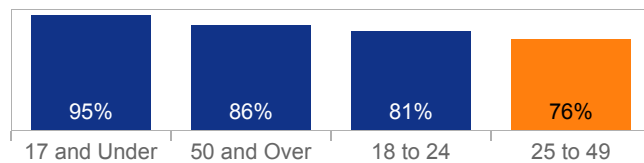
GENDER, *Business*

~~ populations <10 not shown



AGE, *Business*

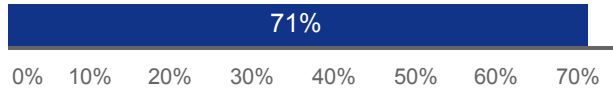
~~ populations <10 not shown



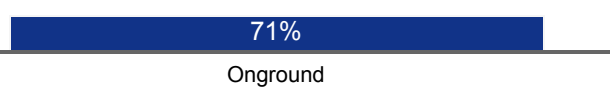


STUDENT SUCCESS AND EQUITY BY COURSE, **SUCCESS**

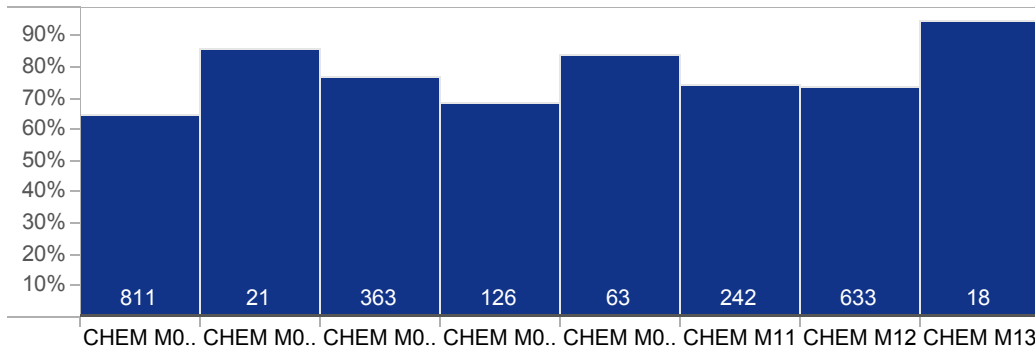
PROGRAM PLAN: Chemistry



SUCCESS BY METHOD OF INSTRUCTION



STUDENT SUCCESS RATE BY COURSE, *Chemistry*

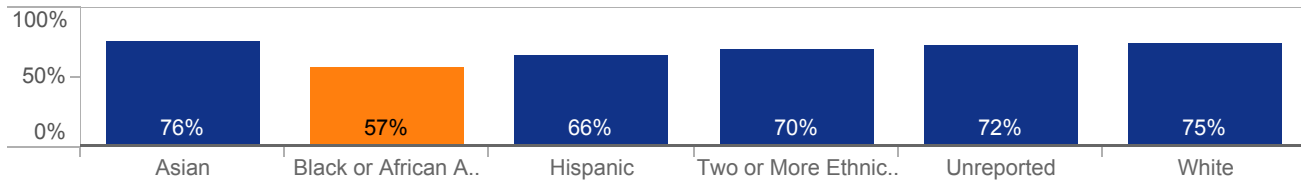


Disproportionate Impact



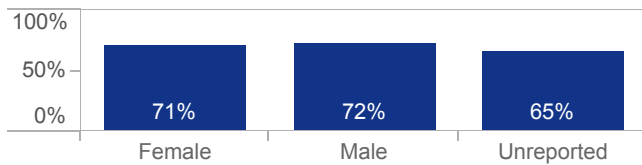
ETHNICITY, *Chemistry*

~~ populations <10 not shown



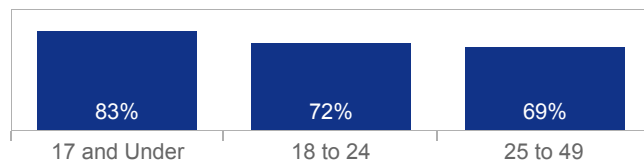
GENDER, *Chemistry*

~~ populations <10 not shown



AGE, *Chemistry*

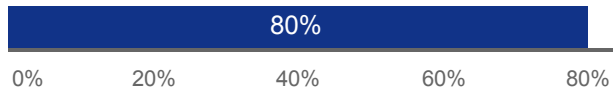
~~ populations <10 not shown



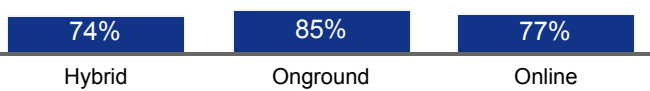


STUDENT SUCCESS AND EQUITY BY COURSE, **SUCCESS**

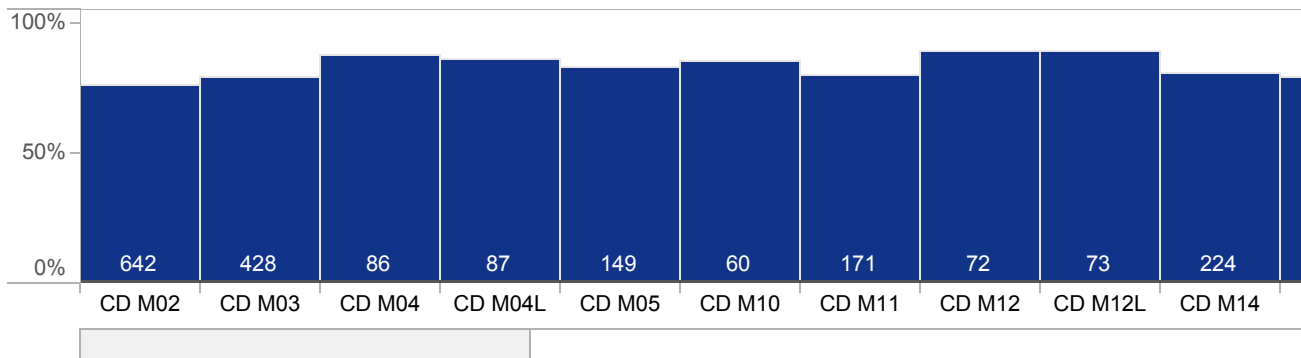
PROGRAM PLAN: Child Development/Education



SUCCESS BY METHOD OF INSTRUCTION



STUDENT SUCCESS RATE BY COURSE, *Child Development/Education*

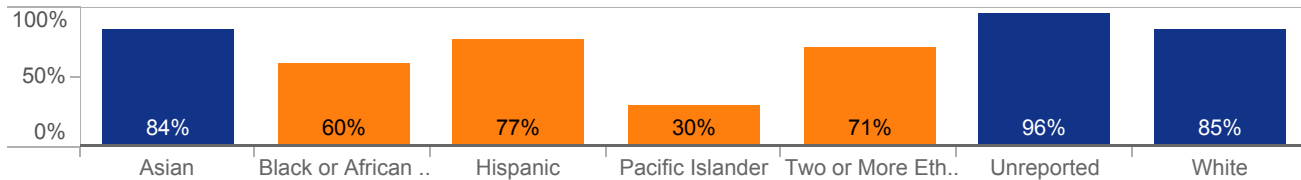


Disproportionate Impact

Disproportionate Impact (Orange) No Disproportionate Impact (Blue)

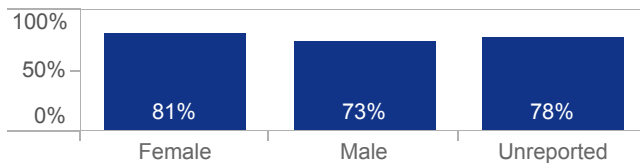
ETHNICITY, *Child Development/Education*

~~ populations <10 not shown



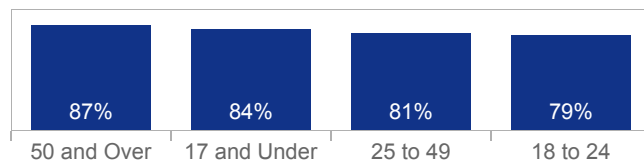
GENDER, *Child Development/Education*

~~ populations <10 not shown



AGE, *Child Development/Education*

~~ populations <10 not shown





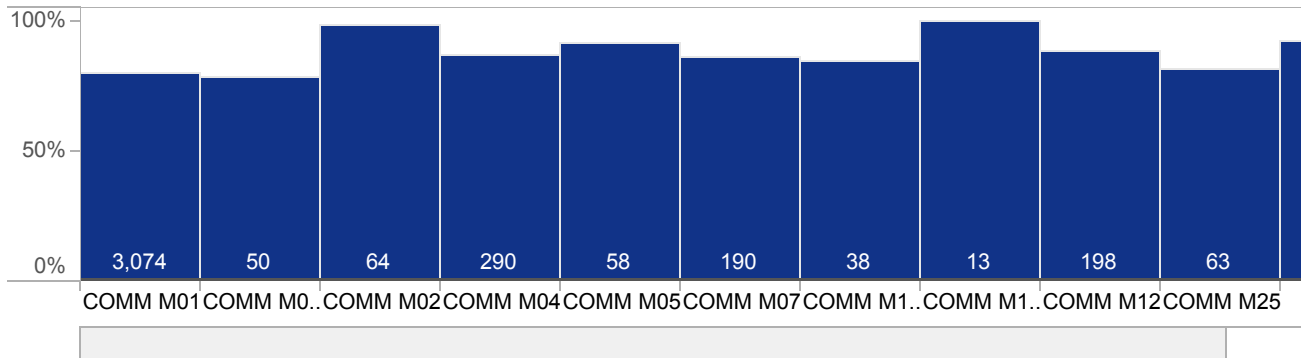
STUDENT SUCCESS AND EQUITY BY COURSE, **SUCCESS**

PROGRAM PLAN: Communication Studies

SUCCESS BY METHOD OF INSTRUCTION



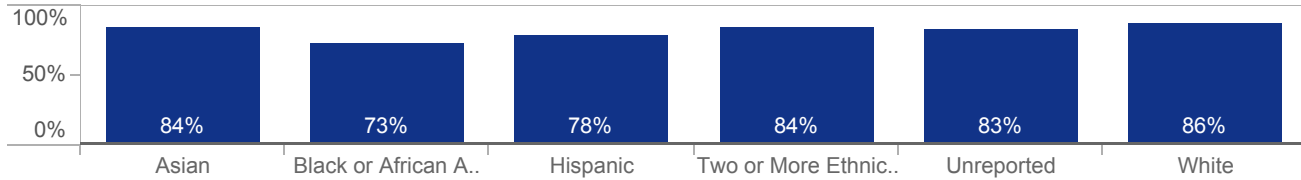
STUDENT SUCCESS RATE BY COURSE, *Communication Studies*



Disproportionate Impact
■ No Disproportionate Impact

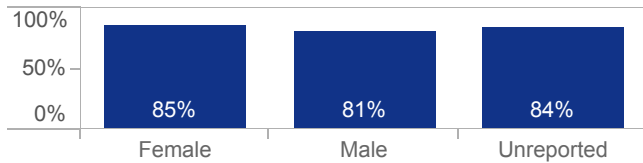
ETHNICITY, *Communication Studies*

~~ populations <10 not shown



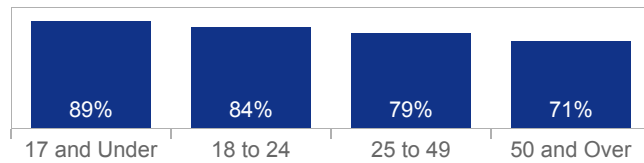
GENDER, *Communication Studies*

~~ populations <10 not shown



AGE, *Communication Studies*

~~ populations <10 not shown





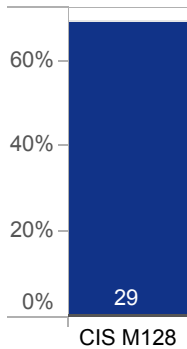
STUDENT SUCCESS AND EQUITY BY COURSE, **SUCCESS**

PROGRAM PLAN: Computer Information Systems

SUCCESS BY METHOD OF INSTRUCTION



STUDENT SUCCESS RATE BY COURSE, *Computer Information Systems*

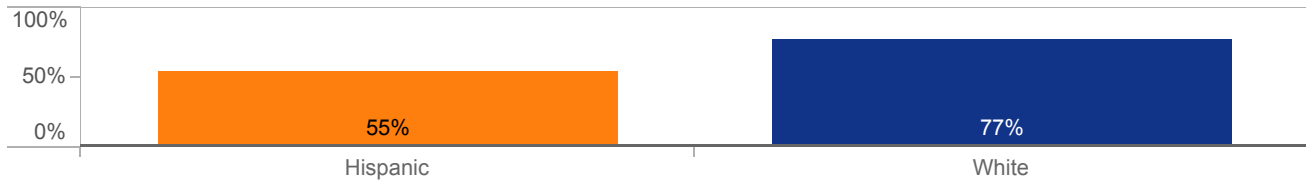


Disproportionate Impact

■ Disproportionate Impact
 ■ No Disproportionate Impact

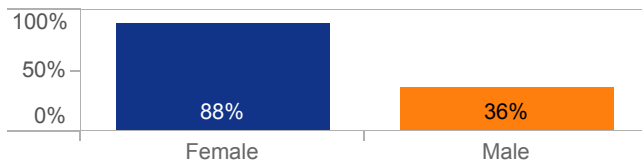
ETHNICITY, *Computer Information Systems*

~~ populations <10 not shown



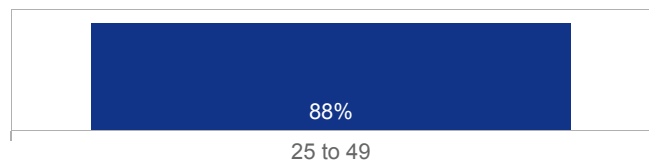
GENDER, *Computer Information Systems*

~~ populations <10 not shown



AGE, *Computer Information Systems*

~~ populations <10 not shown





Program Plan Selector
Computer Network Systems Engineering

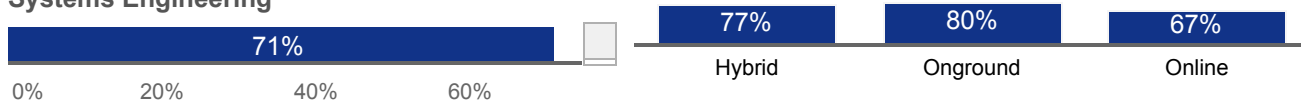
Academic Year Selector
Academic Year 2018 - 2019

Measure Selector
SUCCESS

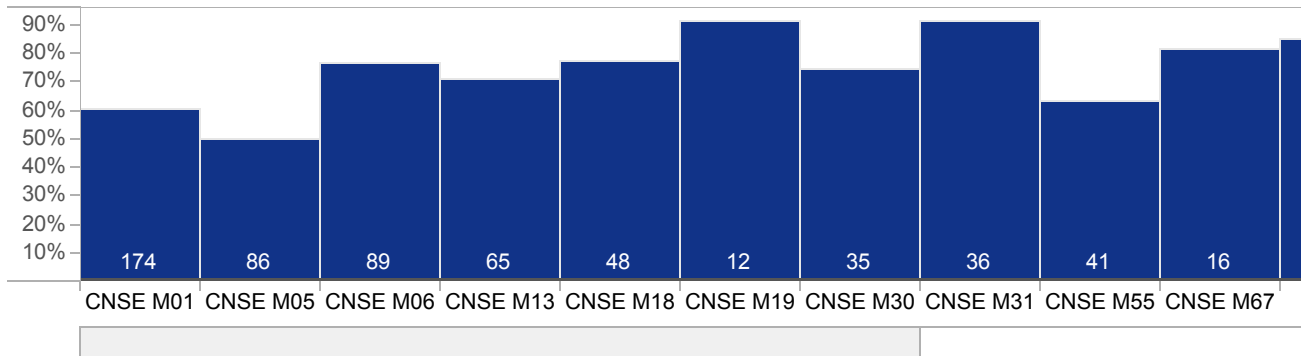
STUDENT SUCCESS AND EQUITY BY COURSE, **SUCCESS**

PROGRAM PLAN: Computer Network Systems Engineering

SUCCESS BY METHOD OF INSTRUCTION



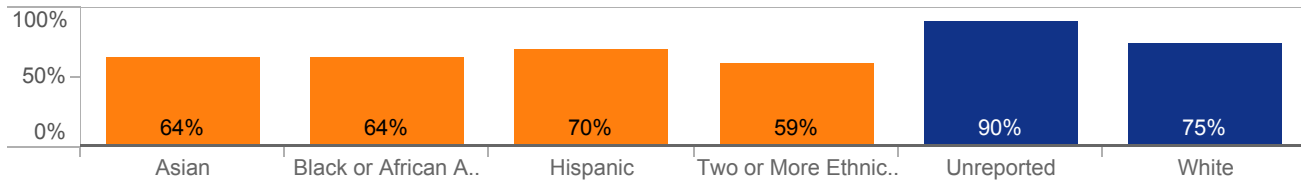
STUDENT SUCCESS RATE BY COURSE, *Computer Network Systems Engineering*



Disproportionate Impact
■ Disproportionate Impact ■ No Disproportionate Impact

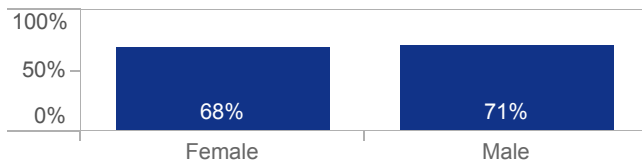
ETHNICITY, *Computer Network Systems Engineering*

~~ populations <10 not shown



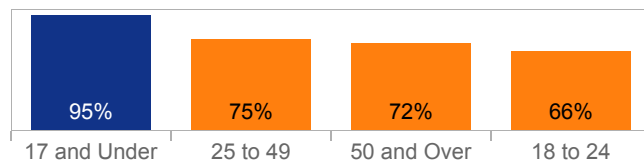
GENDER, *Computer Network Systems Engineering*

~~ populations <10 not shown



AGE, *Computer Network Systems Engineering*

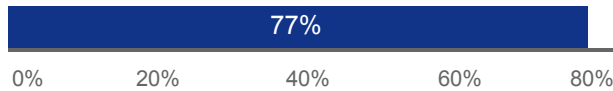
~~ populations <10 not shown





STUDENT SUCCESS AND EQUITY BY COURSE, **SUCCESS**

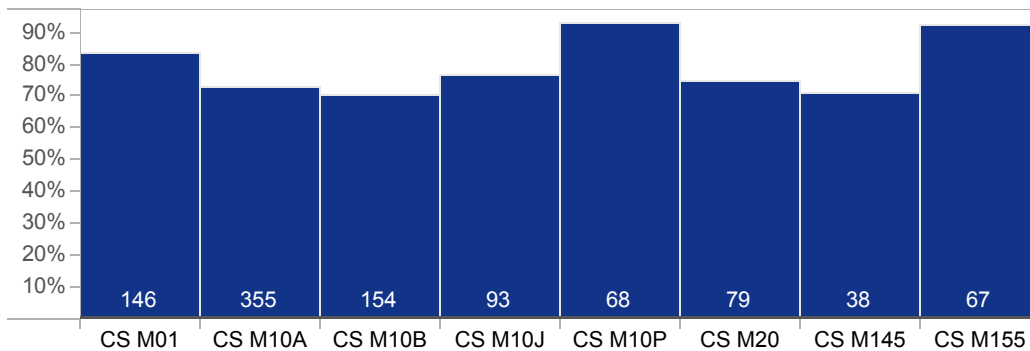
PROGRAM PLAN: Computer Science



SUCCESS BY METHOD OF INSTRUCTION



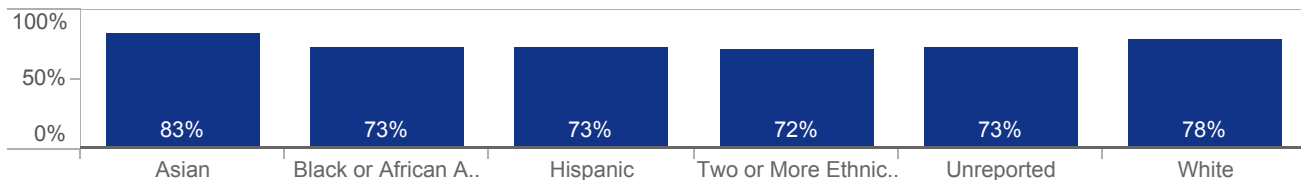
STUDENT SUCCESS RATE BY COURSE, *Computer Science*



Disproportionate Impact
 No Disproportionate Impact

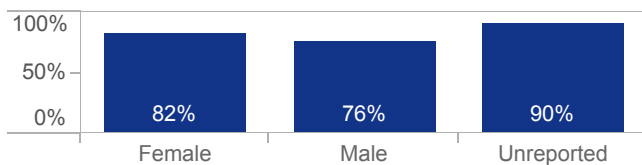
ETHNICITY, *Computer Science*

~~ populations <10 not shown



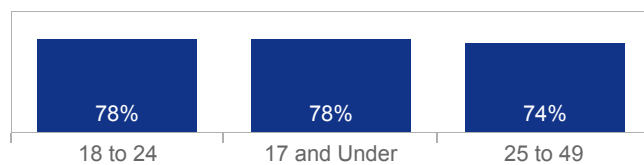
GENDER, *Computer Science*

~~ populations <10 not shown



AGE, *Computer Science*

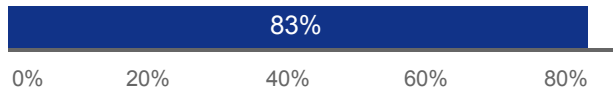
~~ populations <10 not shown





STUDENT SUCCESS AND EQUITY BY COURSE, **SUCCESS**

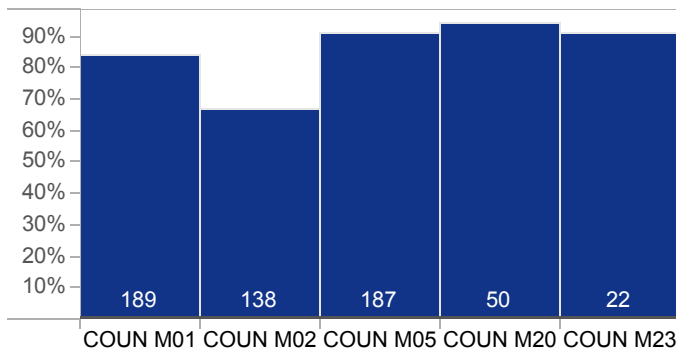
PROGRAM PLAN: Counseling



SUCCESS BY METHOD OF INSTRUCTION



STUDENT SUCCESS RATE BY COURSE, *Counseling*

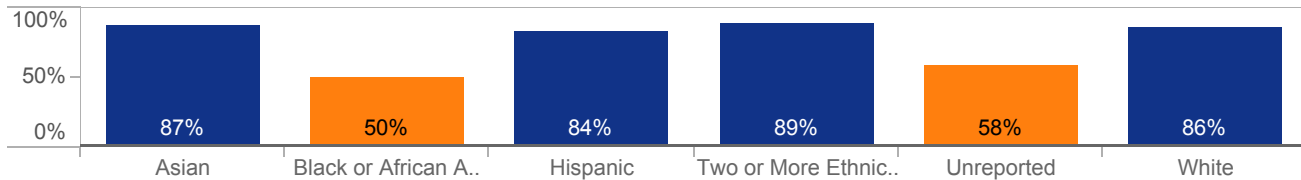


Disproportionate Impact



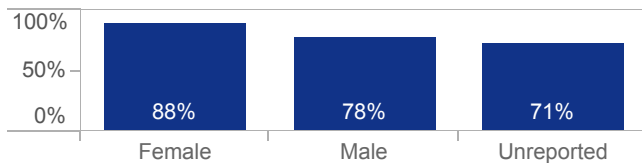
ETHNICITY, *Counseling*

~~ populations <10 not shown



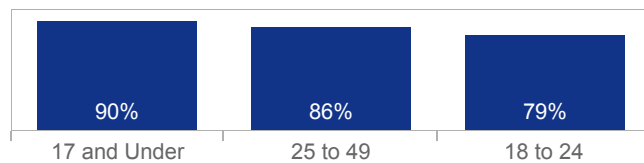
GENDER, *Counseling*

~~ populations <10 not shown



AGE, *Counseling*

~~ populations <10 not shown





Program Plan Selector
Criminal Justice

Academic Year Selector
Academic Year 2018 - 2019

Measure Selector
SUCCESS

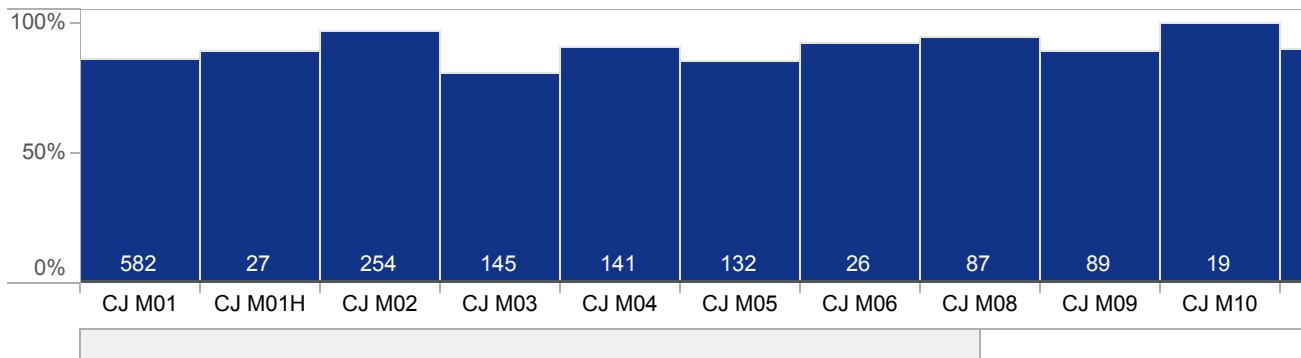
STUDENT SUCCESS AND EQUITY BY COURSE, **SUCCESS**

PROGRAM PLAN: Criminal Justice

SUCCESS BY METHOD OF INSTRUCTION



STUDENT SUCCESS RATE BY COURSE, *Criminal Justice*

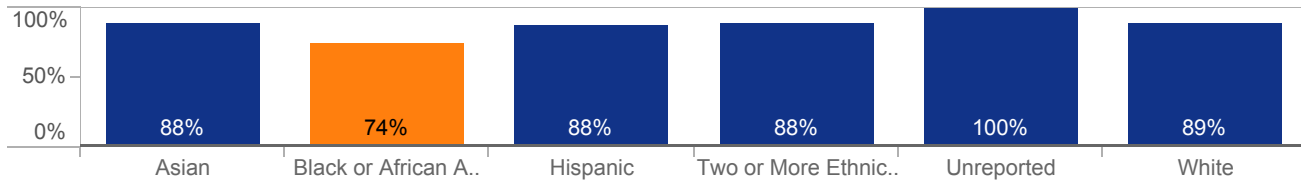


Disproportionate Impact

Disproportionate Impact (Orange) No Disproportionate Impact (Blue)

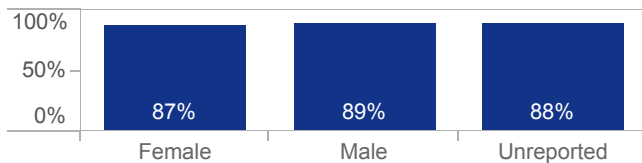
ETHNICITY, *Criminal Justice*

~~ populations <10 not shown



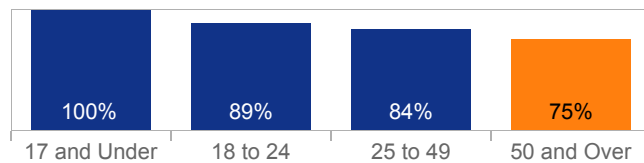
GENDER, *Criminal Justice*

~~ populations <10 not shown



AGE, *Criminal Justice*

~~ populations <10 not shown





Program Plan Selector
Dance

Academic Year Selector
Academic Year 2018 - 2019

Measure Selector
SUCCESS

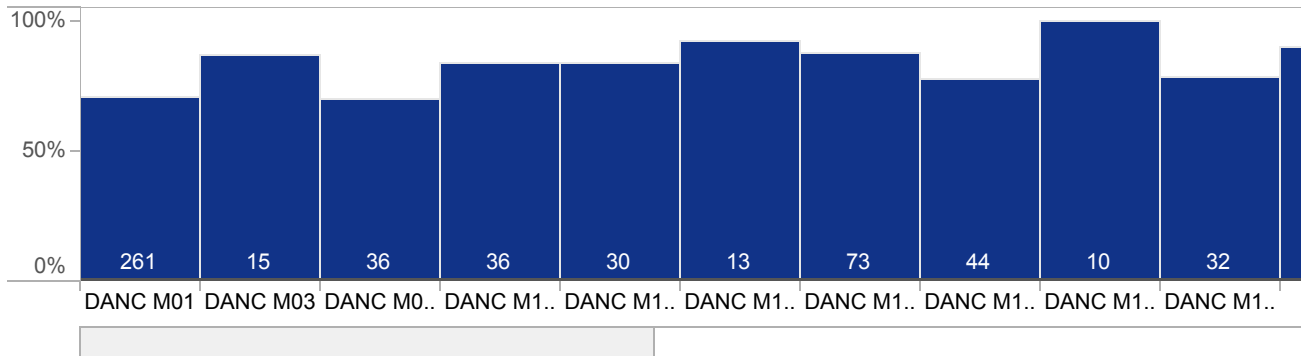
STUDENT SUCCESS AND EQUITY BY COURSE, **SUCCESS**

PROGRAM PLAN: Dance

SUCCESS BY METHOD OF INSTRUCTION



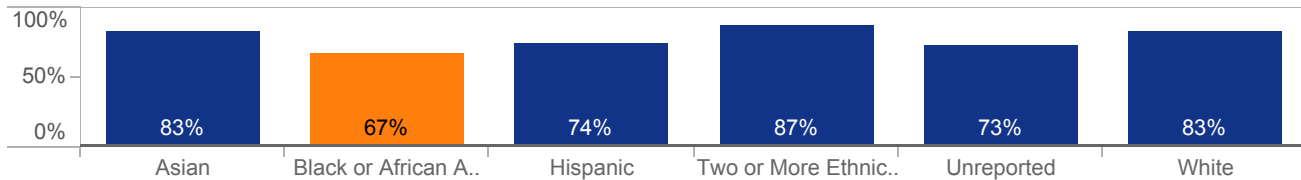
STUDENT SUCCESS RATE BY COURSE, *Dance*



Disproportionate Impact
■ Disproportionate Impact ■ No Disproportionate Impact

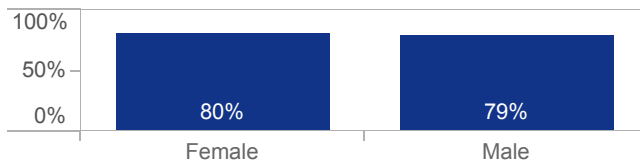
ETHNICITY, *Dance*

~~ populations <10 not shown



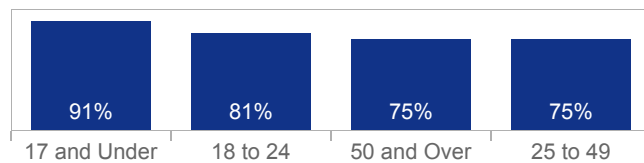
GENDER, *Dance*

~~ populations <10 not shown



AGE, *Dance*

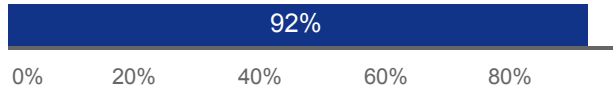
~~ populations <10 not shown



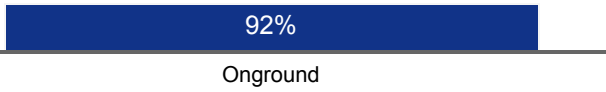


STUDENT SUCCESS AND EQUITY BY COURSE, **SUCCESS**

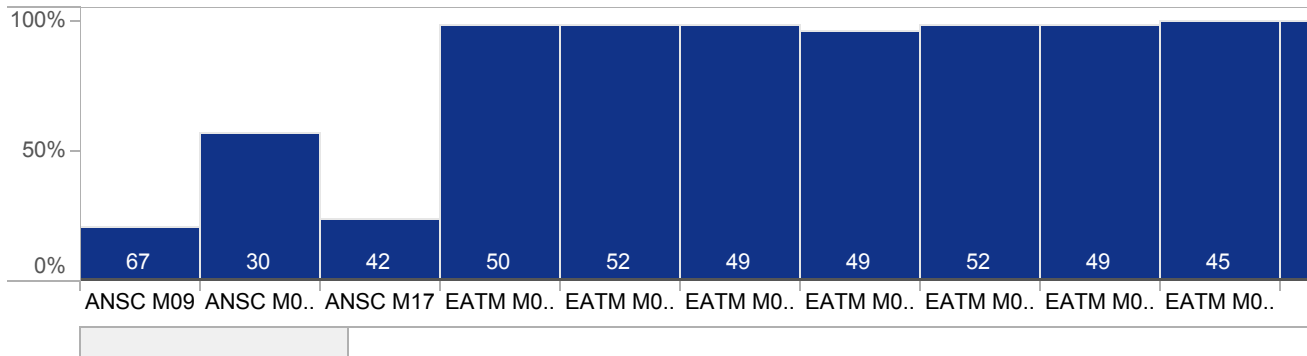
PROGRAM PLAN: EATM



SUCCESS BY METHOD OF INSTRUCTION



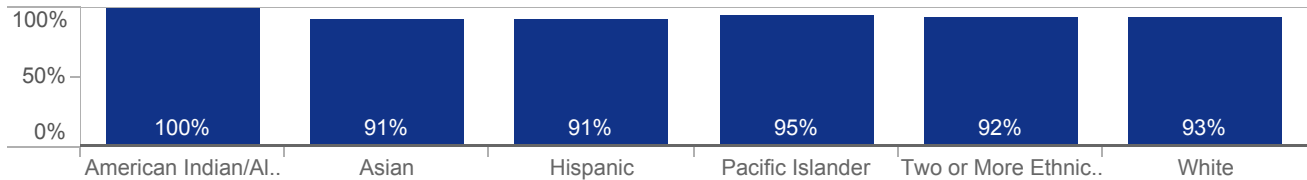
STUDENT SUCCESS RATE BY COURSE, *EATM*



Disproportionate Impact
 ■ No Disproportionate Impact

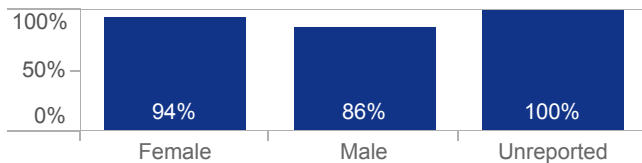
ETHNICITY, *EATM*

~~ populations <10 not shown



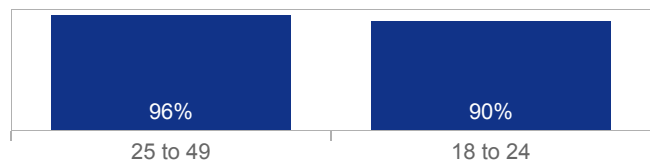
GENDER, *EATM*

~~ populations <10 not shown



AGE, *EATM*

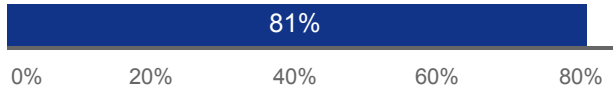
~~ populations <10 not shown





STUDENT SUCCESS AND EQUITY BY COURSE, **SUCCESS**

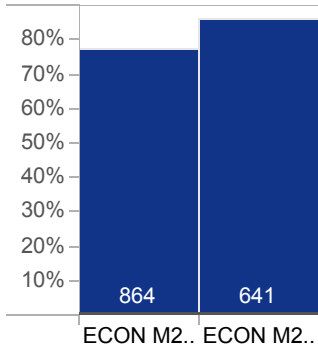
PROGRAM PLAN: Economics



SUCCESS BY METHOD OF INSTRUCTION



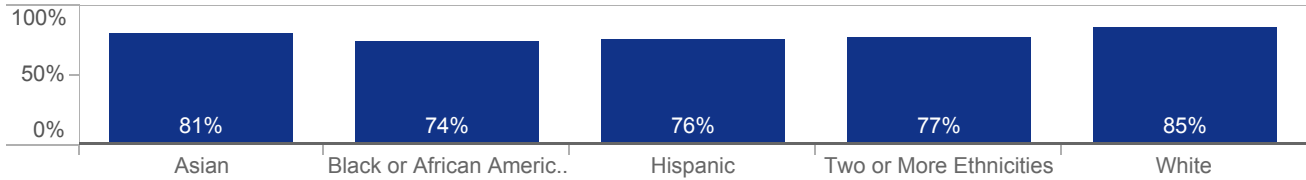
STUDENT SUCCESS RATE BY COURSE, *Economics*



Disproportionate Impact
 ■ No Disproportionate Impact

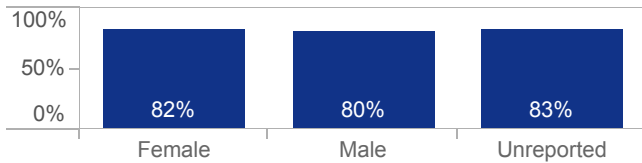
ETHNICITY, *Economics*

~~ populations <10 not shown



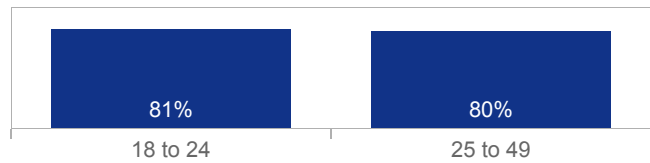
GENDER, *Economics*

~~ populations <10 not shown



AGE, *Economics*

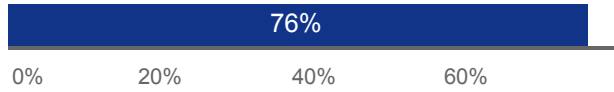
~~ populations <10 not shown



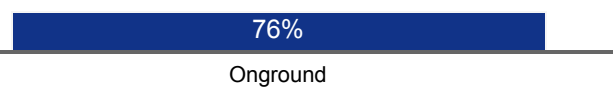


STUDENT SUCCESS AND EQUITY BY COURSE, **SUCCESS**

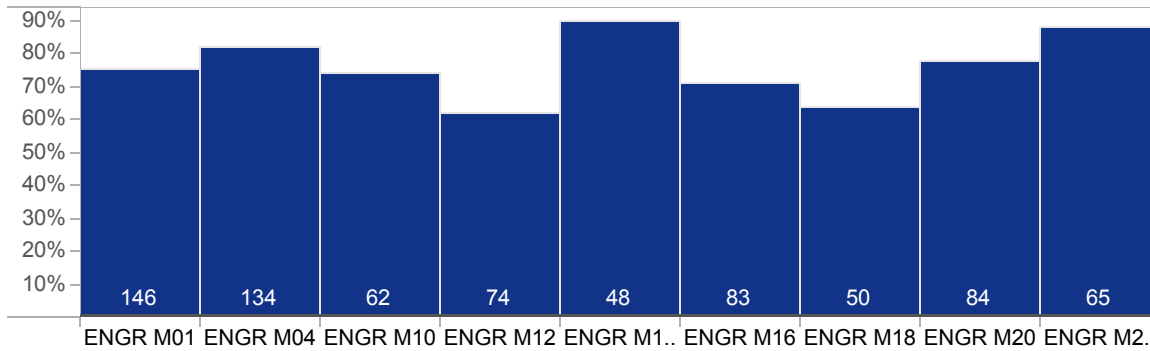
PROGRAM PLAN: Engineering



SUCCESS BY METHOD OF INSTRUCTION



STUDENT SUCCESS RATE BY COURSE, *Engineering*

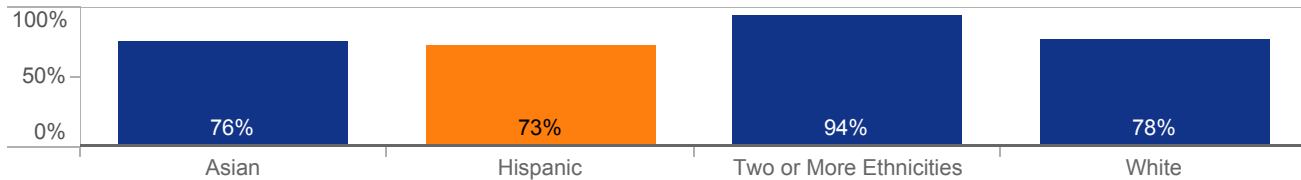


Disproportionate Impact

■ Disproportionate Impact
 ■ No Disproportionate Impact

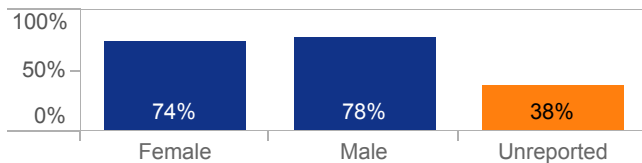
ETHNICITY, *Engineering*

~~ populations <10 not shown



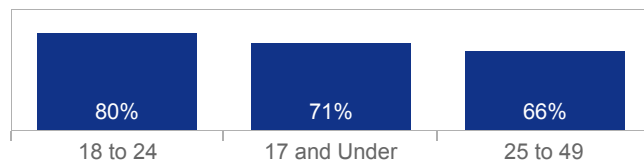
GENDER, *Engineering*

~~ populations <10 not shown



AGE, *Engineering*

~~ populations <10 not shown





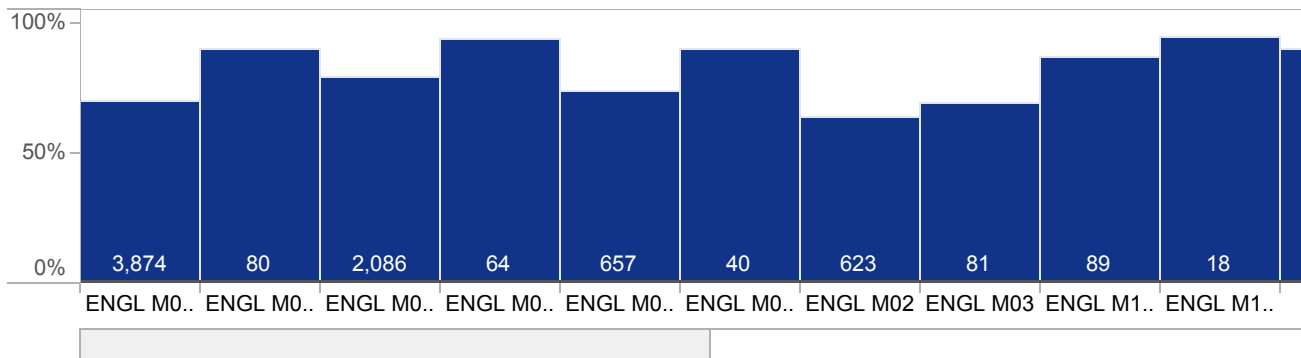
STUDENT SUCCESS AND EQUITY BY COURSE, **SUCCESS**

PROGRAM PLAN: English

SUCCESS BY METHOD OF INSTRUCTION



STUDENT SUCCESS RATE BY COURSE, *English*

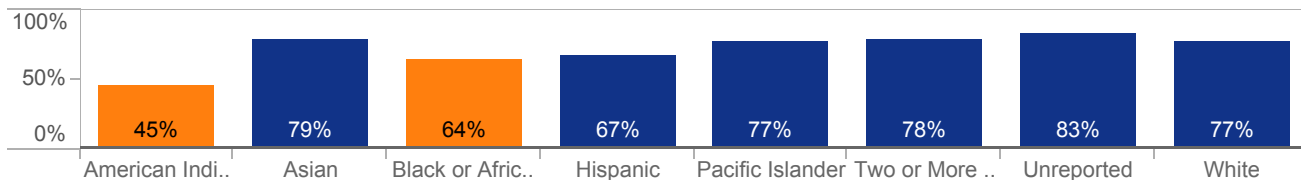


Disproportionate Impact



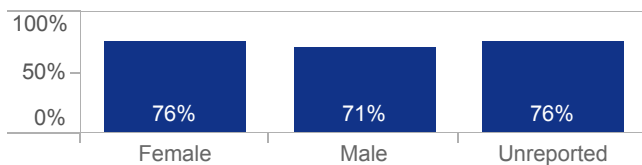
ETHNICITY, *English*

~~ populations <10 not shown



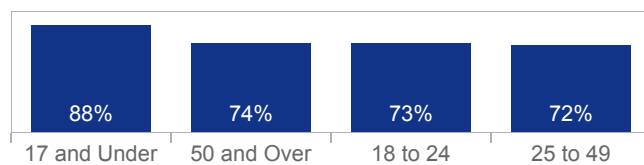
GENDER, *English*

~~ populations <10 not shown



AGE, *English*

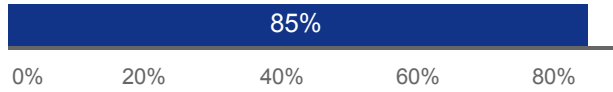
~~ populations <10 not shown



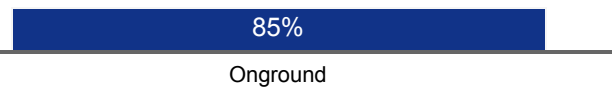


STUDENT SUCCESS AND EQUITY BY COURSE, **SUCCESS**

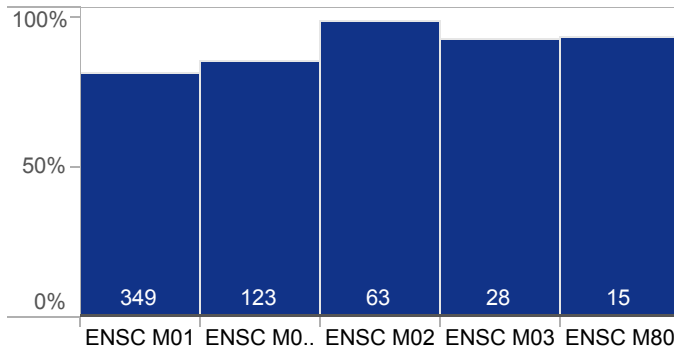
PROGRAM PLAN: Env Science



SUCCESS BY METHOD OF INSTRUCTION



STUDENT SUCCESS RATE BY COURSE, *Env Science*

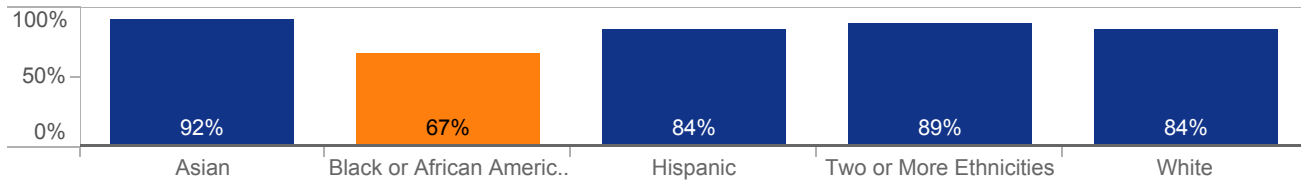


Disproportionate Impact



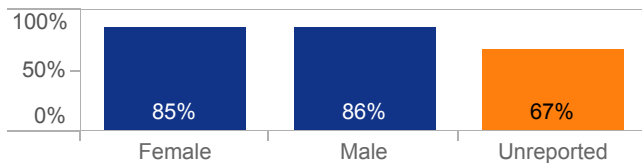
ETHNICITY, *Env Science*

~~ populations <10 not shown



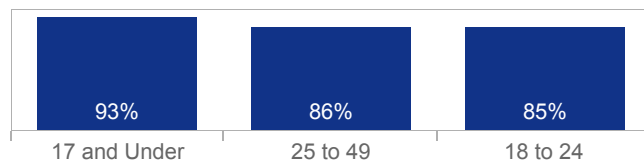
GENDER, *Env Science*

~~ populations <10 not shown



AGE, *Env Science*

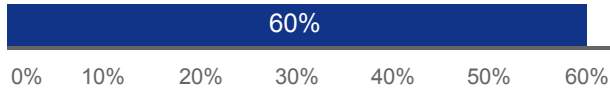
~~ populations <10 not shown



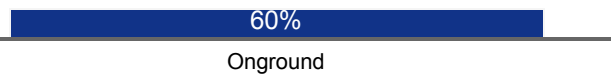


STUDENT SUCCESS AND EQUITY BY COURSE, **SUCCESS**

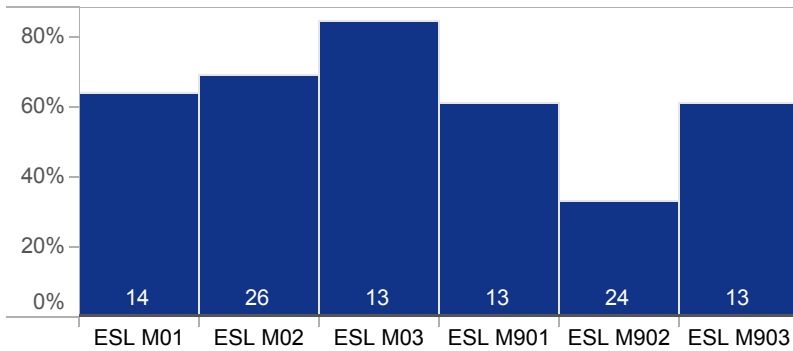
PROGRAM PLAN: ESL



SUCCESS BY METHOD OF INSTRUCTION



STUDENT SUCCESS RATE BY COURSE, *ESL*

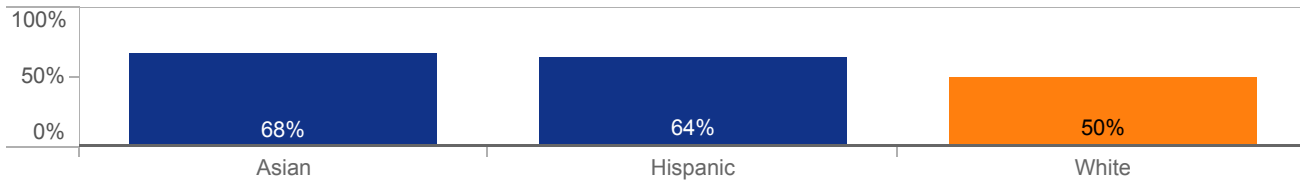


Disproportionate Impact



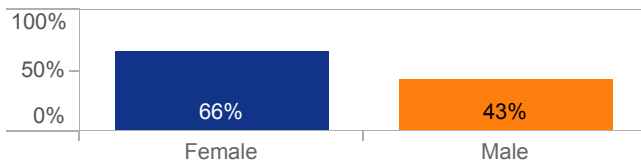
ETHNICITY, *ESL*

~~ populations <10 not shown



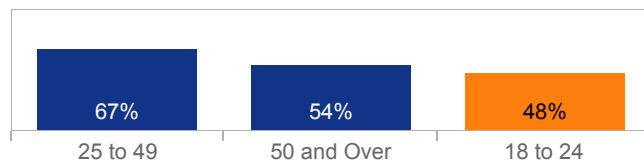
GENDER, *ESL*

~~ populations <10 not shown



AGE, *ESL*

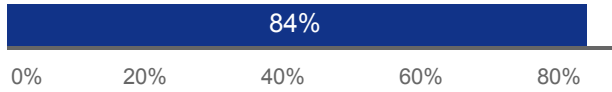
~~ populations <10 not shown



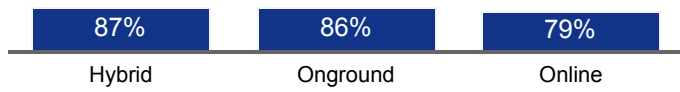


STUDENT SUCCESS AND EQUITY BY COURSE, **SUCCESS**

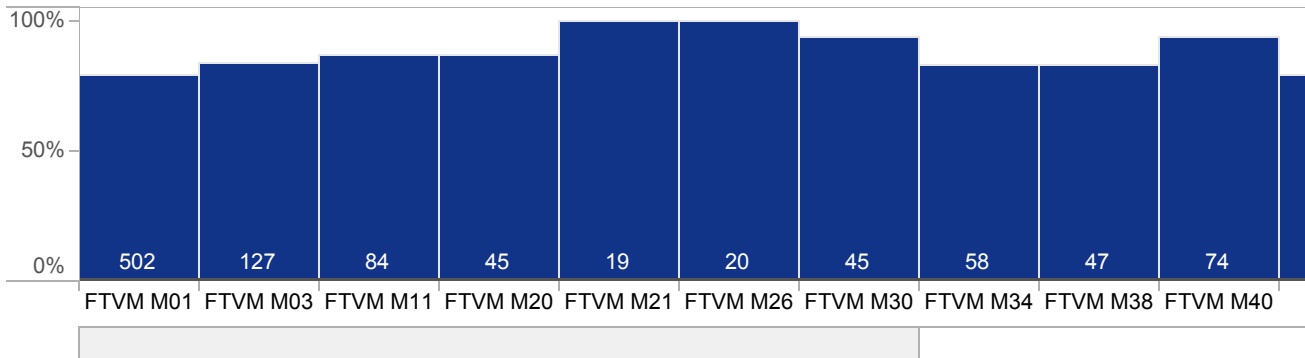
PROGRAM PLAN: Film Studies



SUCCESS BY METHOD OF INSTRUCTION



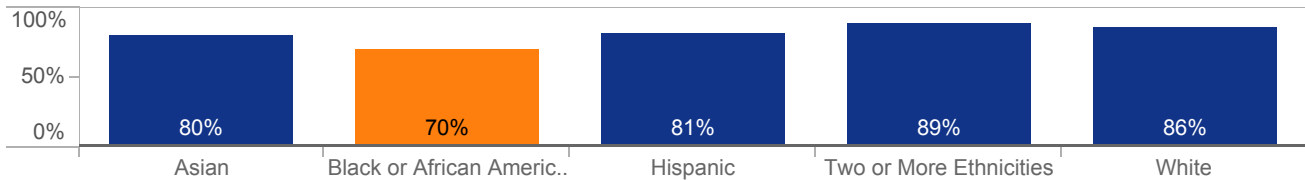
STUDENT SUCCESS RATE BY COURSE, *Film Studies*



Disproportionate Impact
■ Disproportionate Impact ■ No Disproportionate Impact

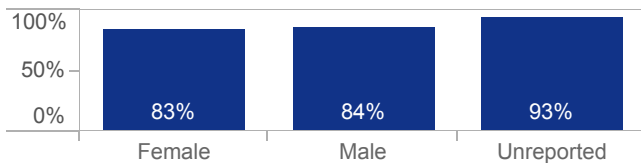
ETHNICITY, *Film Studies*

~~ populations <10 not shown



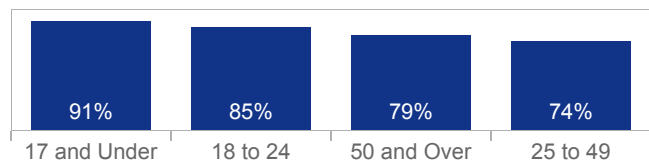
GENDER, *Film Studies*

~~ populations <10 not shown



AGE, *Film Studies*

~~ populations <10 not shown





Program Plan Selector
Film TV Media

Academic Year Selector
Academic Year 2018 - 2019

Measure Selector
SUCCESS

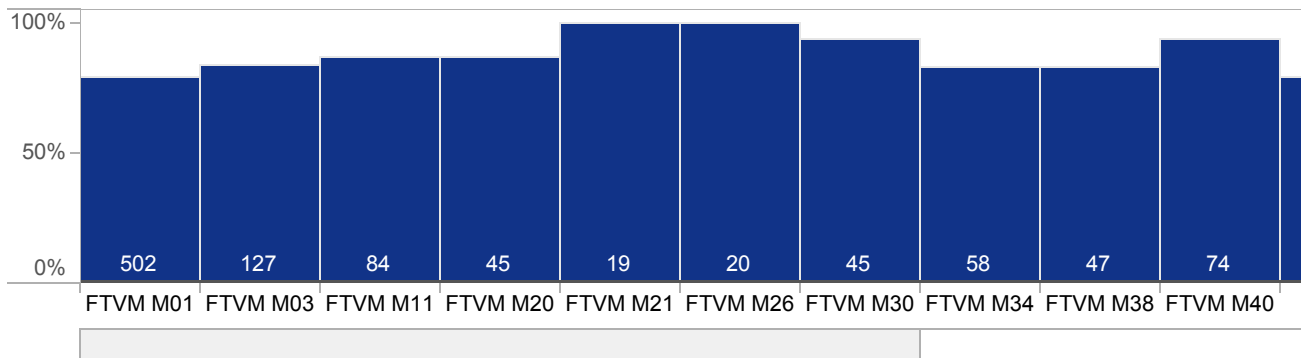
STUDENT SUCCESS AND EQUITY BY COURSE, **SUCCESS**

PROGRAM PLAN: Film Studies

SUCCESS BY METHOD OF INSTRUCTION



STUDENT SUCCESS RATE BY COURSE, *Film Studies*

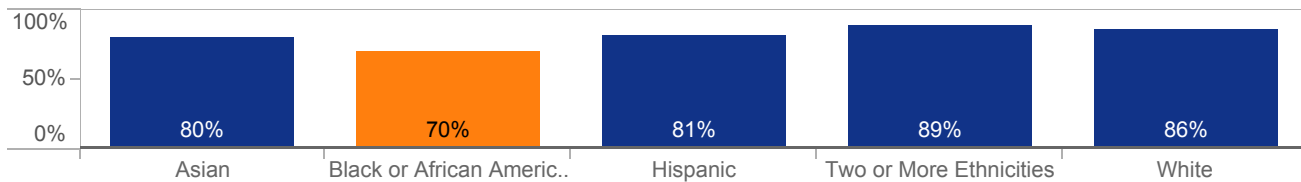


Disproportionate Impact

Disproportionate Impact (Orange) No Disproportionate Impact (Blue)

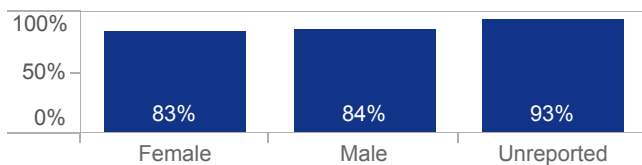
ETHNICITY, *Film Studies*

~~ populations <10 not shown



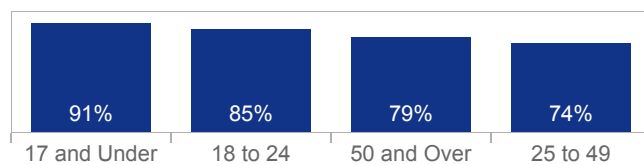
GENDER, *Film Studies*

~~ populations <10 not shown



AGE, *Film Studies*

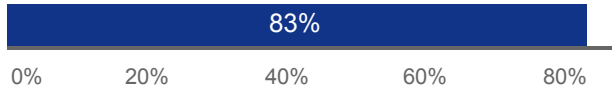
~~ populations <10 not shown





STUDENT SUCCESS AND EQUITY BY COURSE, **SUCCESS**

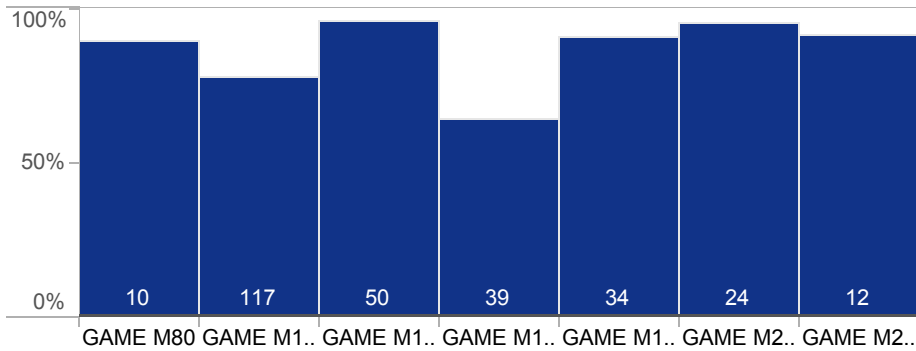
PROGRAM PLAN: Game Design



SUCCESS BY METHOD OF INSTRUCTION



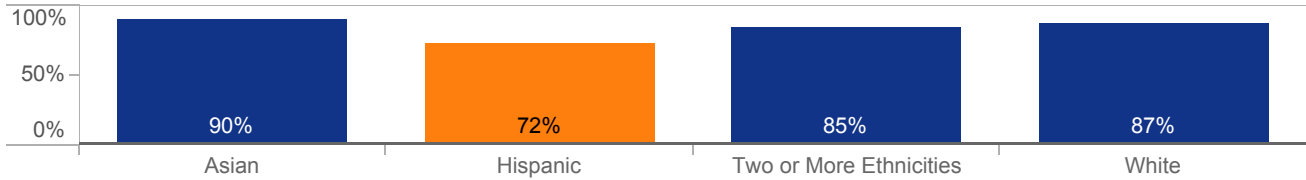
STUDENT SUCCESS RATE BY COURSE, *Game Design*



Disproportionate Impact
■ Disproportionate Impact ■ No Disproportionate Impact

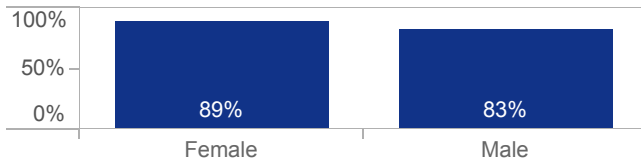
ETHNICITY, *Game Design*

~~ populations <10 not shown



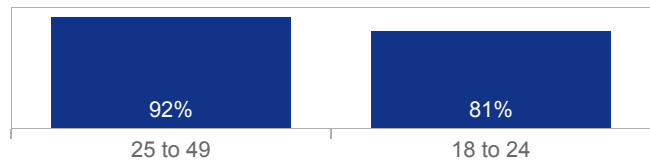
GENDER, *Game Design*

~~ populations <10 not shown



AGE, *Game Design*

~~ populations <10 not shown





Program Plan Selector
Geography/GIS

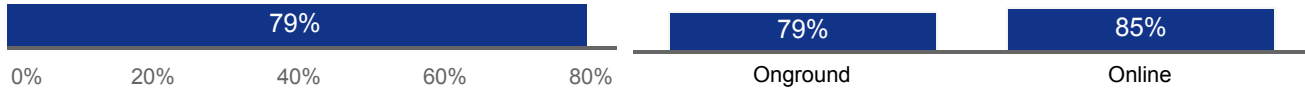
Academic Year Selector
Academic Year 2018 - 2019

Measure Selector
SUCCESS

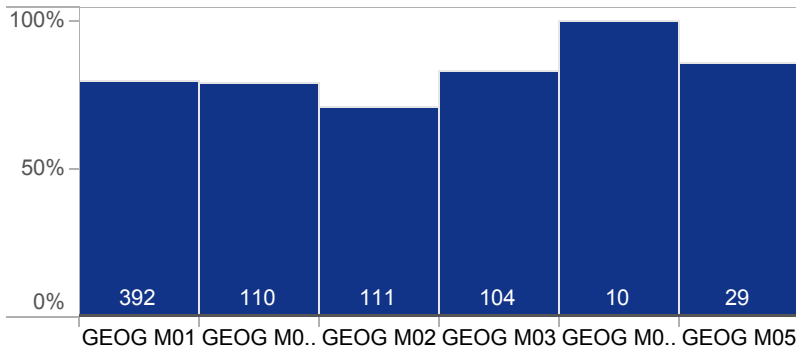
STUDENT SUCCESS AND EQUITY BY COURSE, **SUCCESS**

PROGRAM PLAN: Geography/GIS

SUCCESS BY METHOD OF INSTRUCTION



STUDENT SUCCESS RATE BY COURSE, *Geography/GIS*

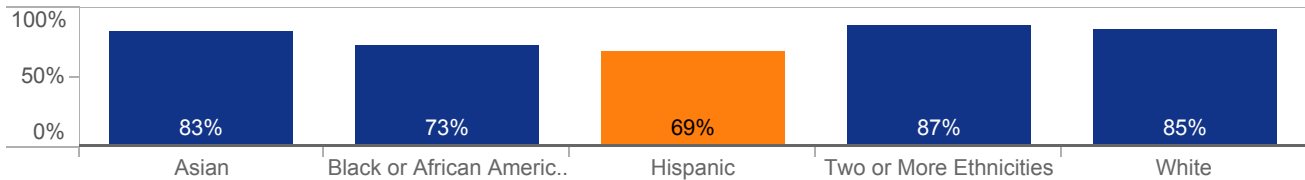


Disproportionate Impact

■ Disproportionate Impact
 ■ No Disproportionate Impact

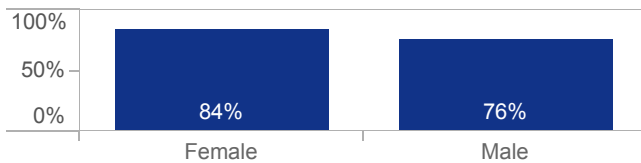
ETHNICITY, *Geography/GIS*

~~ populations <10 not shown



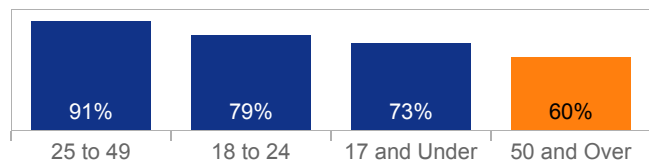
GENDER, *Geography/GIS*

~~ populations <10 not shown



AGE, *Geography/GIS*

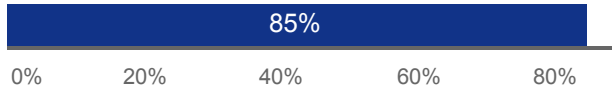
~~ populations <10 not shown





STUDENT SUCCESS AND EQUITY BY COURSE, **SUCCESS**

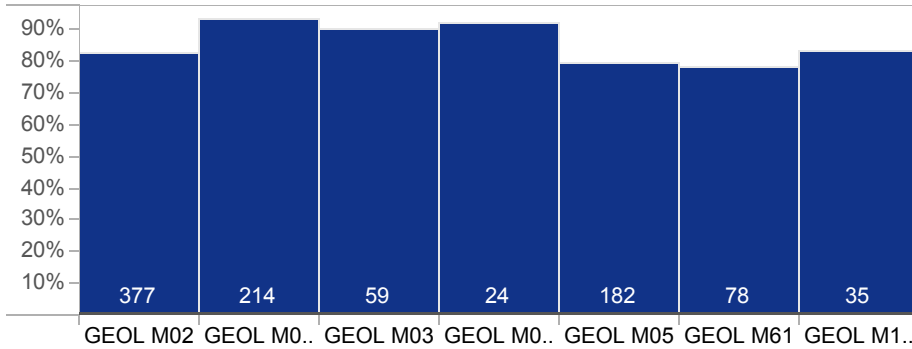
PROGRAM PLAN: Geology



SUCCESS BY METHOD OF INSTRUCTION



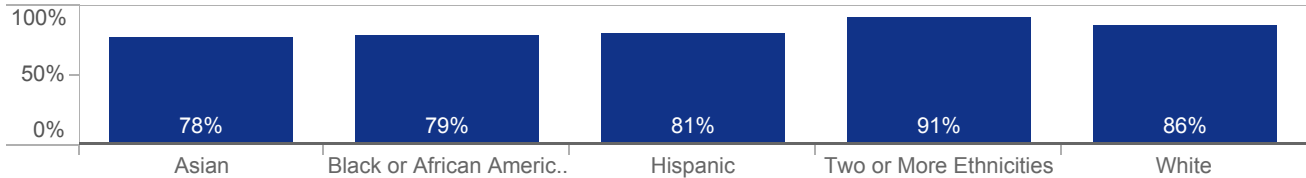
STUDENT SUCCESS RATE BY COURSE, *Geology*



Disproportionate Impact
 ■ No Disproportionate Impact

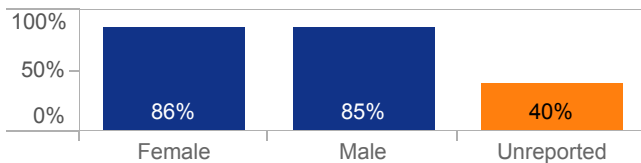
ETHNICITY, *Geology*

~~ populations <10 not shown



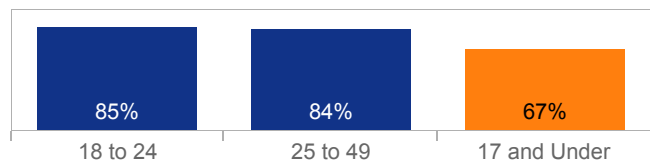
GENDER, *Geology*

~~ populations <10 not shown



AGE, *Geology*

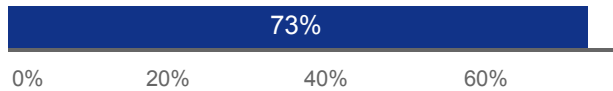
~~ populations <10 not shown



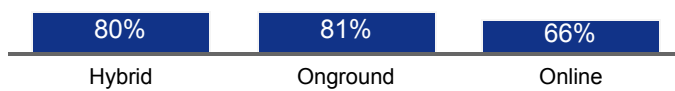


STUDENT SUCCESS AND EQUITY BY COURSE, **SUCCESS**

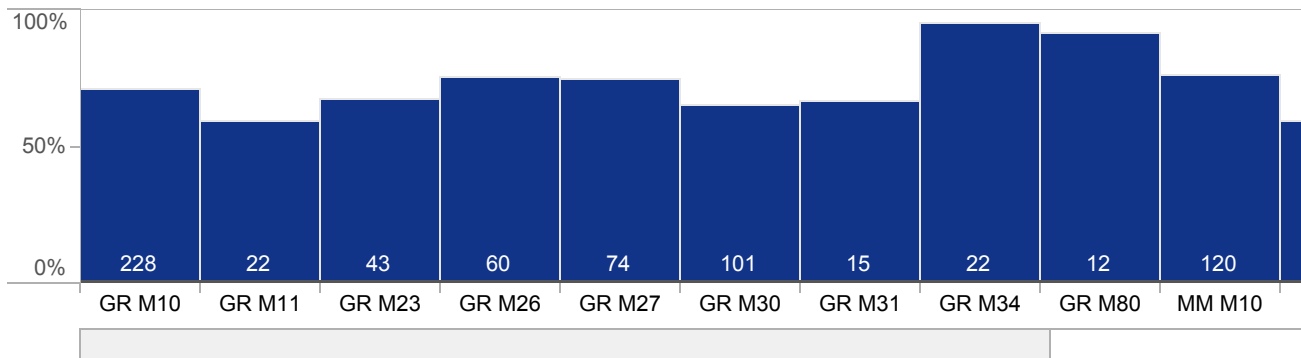
PROGRAM PLAN: Graphics/Multimedia



SUCCESS BY METHOD OF INSTRUCTION



STUDENT SUCCESS RATE BY COURSE, *Graphics/Multimedia*

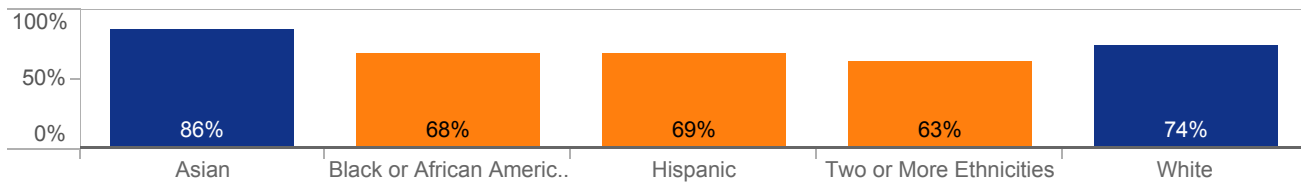


Disproportionate Impact



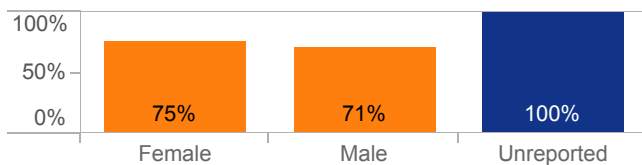
ETHNICITY, *Graphics/Multimedia*

~~ populations <10 not shown



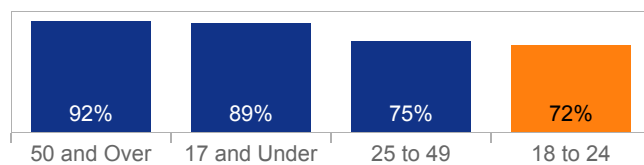
GENDER, *Graphics/Multimedia*

~~ populations <10 not shown



AGE, *Graphics/Multimedia*

~~ populations <10 not shown





Program Plan Selector
Health Science

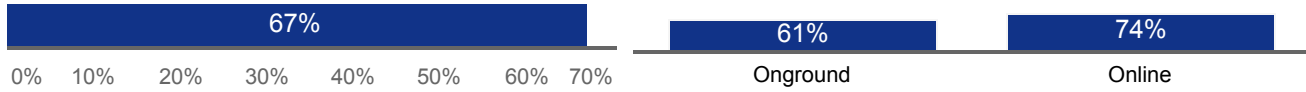
Academic Year Selector
Academic Year 2018 - 2019

Measure Selector
SUCCESS

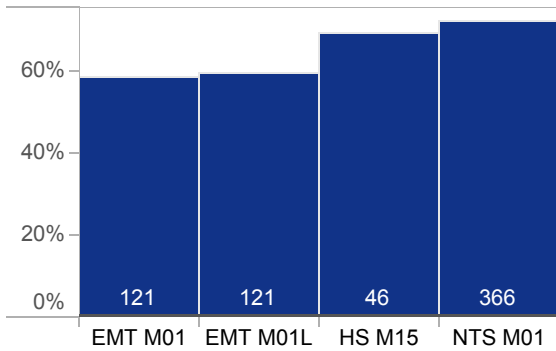
STUDENT SUCCESS AND EQUITY BY COURSE, **SUCCESS**

PROGRAM PLAN: Health Science

SUCCESS BY METHOD OF INSTRUCTION



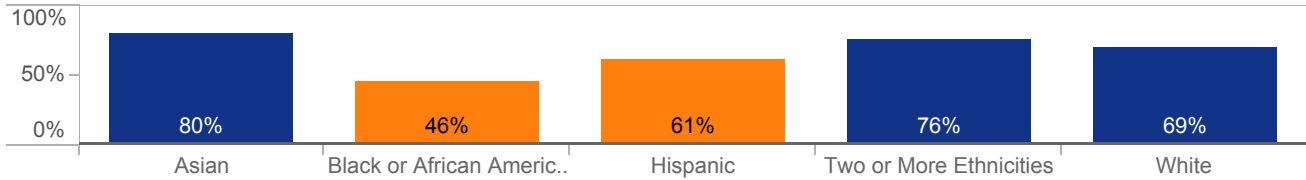
STUDENT SUCCESS RATE BY COURSE, *Health Science*



Disproportionate Impact
■ Disproportionate Impact ■ No Disproportionate Impact

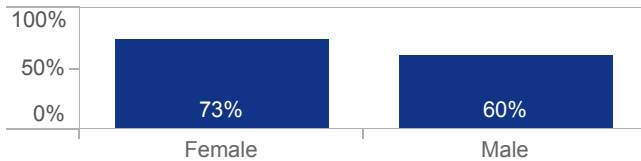
ETHNICITY, *Health Science*

~~ populations <10 not shown



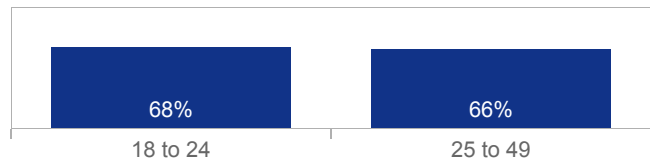
GENDER, *Health Science*

~~ populations <10 not shown



AGE, *Health Science*

~~ populations <10 not shown





Program Plan Selector
History

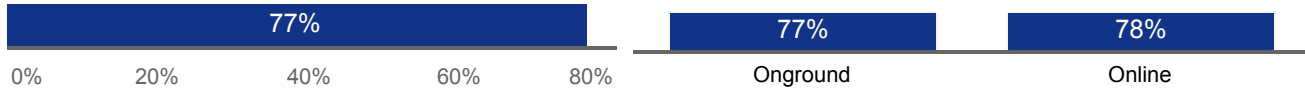
Academic Year Selector
Academic Year 2018 - 2019

Measure Selector
SUCCESS

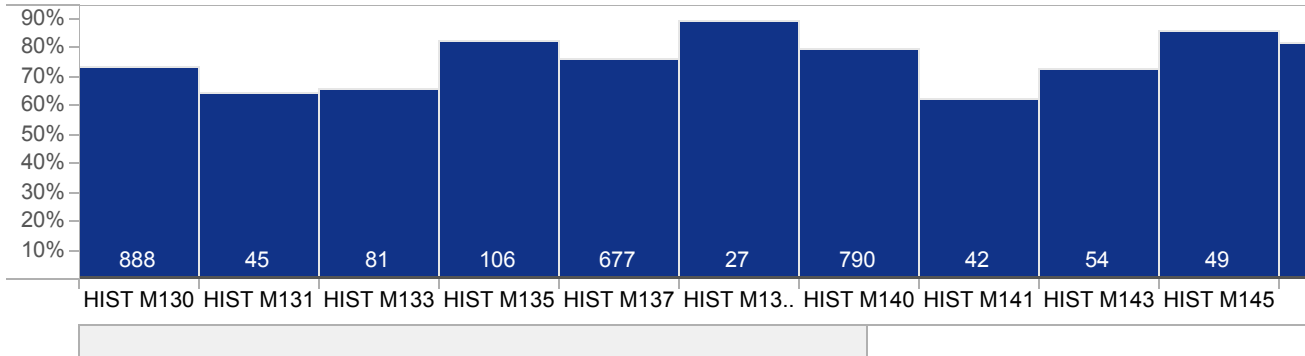
STUDENT SUCCESS AND EQUITY BY COURSE, **SUCCESS**

PROGRAM PLAN: History

SUCCESS BY METHOD OF INSTRUCTION



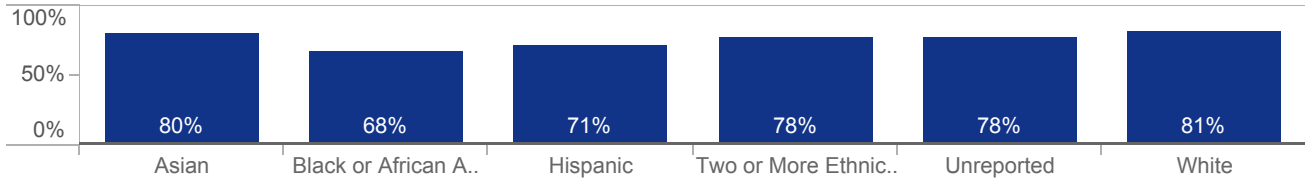
STUDENT SUCCESS RATE BY COURSE, *History*



Disproportionate Impact
 ■ No Disproportionate Impact

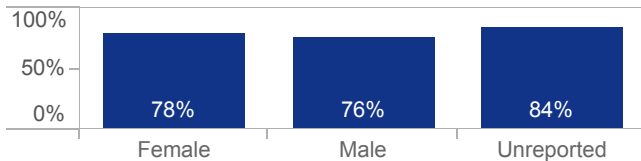
ETHNICITY, *History*

~~ populations <10 not shown



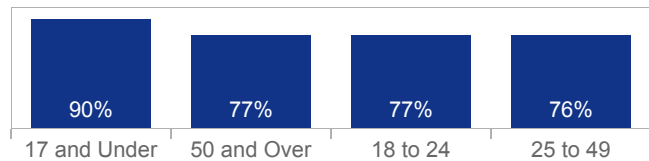
GENDER, *History*

~~ populations <10 not shown



AGE, *History*

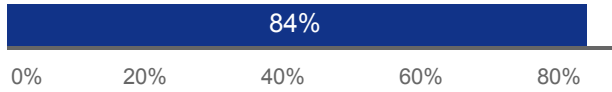
~~ populations <10 not shown





STUDENT SUCCESS AND EQUITY BY COURSE, **SUCCESS**

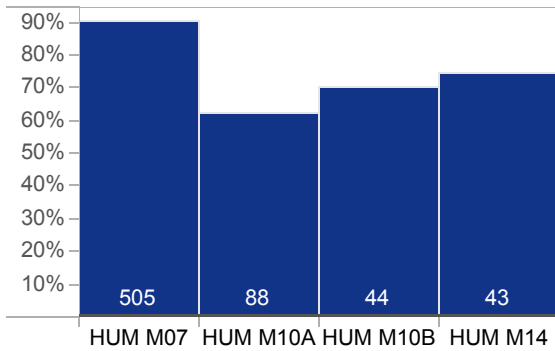
PROGRAM PLAN: Humanities



SUCCESS BY METHOD OF INSTRUCTION



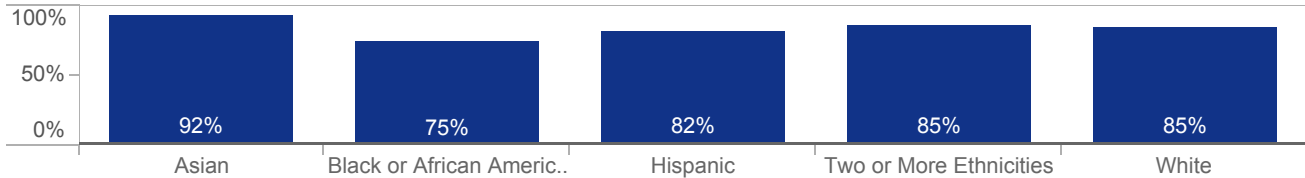
STUDENT SUCCESS RATE BY COURSE, *Humanities*



Disproportionate Impact
 No Disproportionate Impact

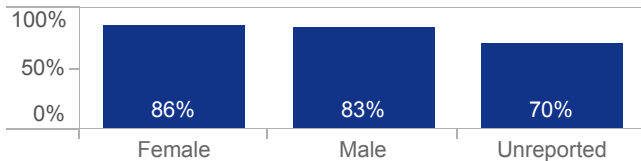
ETHNICITY, *Humanities*

~~ populations <10 not shown



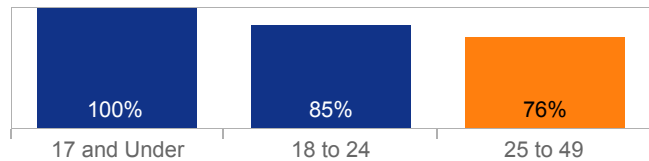
GENDER, *Humanities*

~~ populations <10 not shown



AGE, *Humanities*

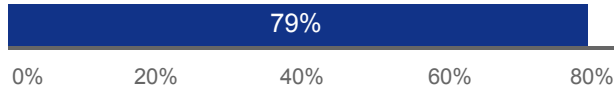
~~ populations <10 not shown



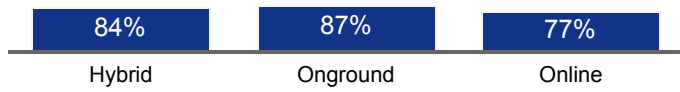


STUDENT SUCCESS AND EQUITY BY COURSE, **SUCCESS**

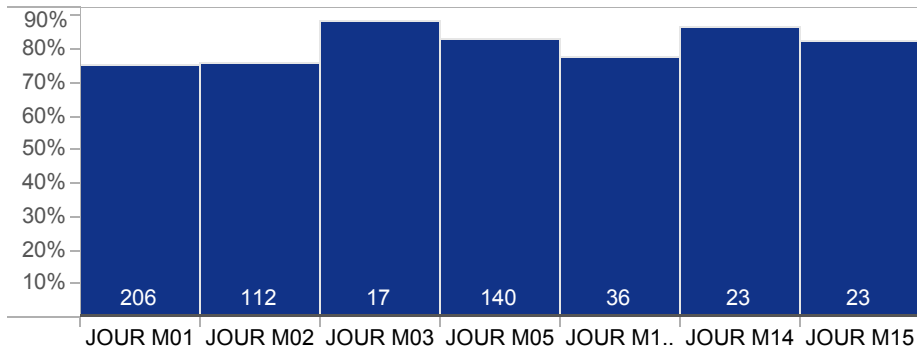
PROGRAM PLAN: Journalism



SUCCESS BY METHOD OF INSTRUCTION



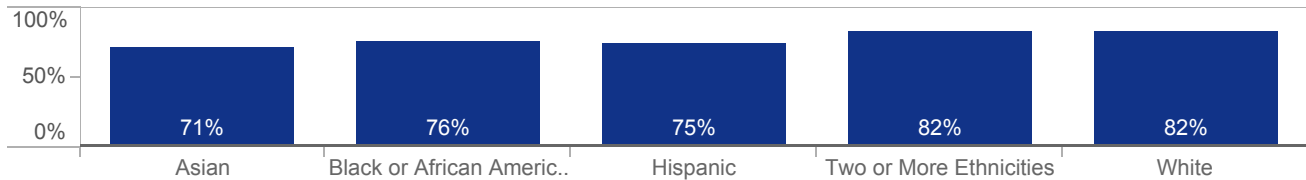
STUDENT SUCCESS RATE BY COURSE, *Journalism*



Disproportionate Impact
■ No Disproportionate Impact

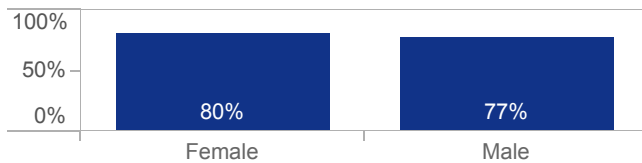
ETHNICITY, *Journalism*

~~ populations <10 not shown



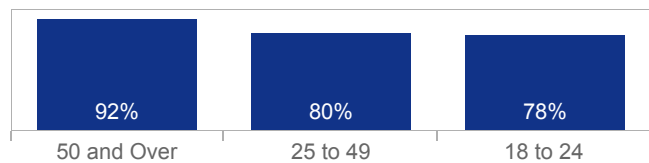
GENDER, *Journalism*

~~ populations <10 not shown



AGE, *Journalism*

~~ populations <10 not shown





Program Plan Selector
Kinesiology/ICA

Academic Year Selector
Academic Year 2018 - 2019

Measure Selector
SUCCESS

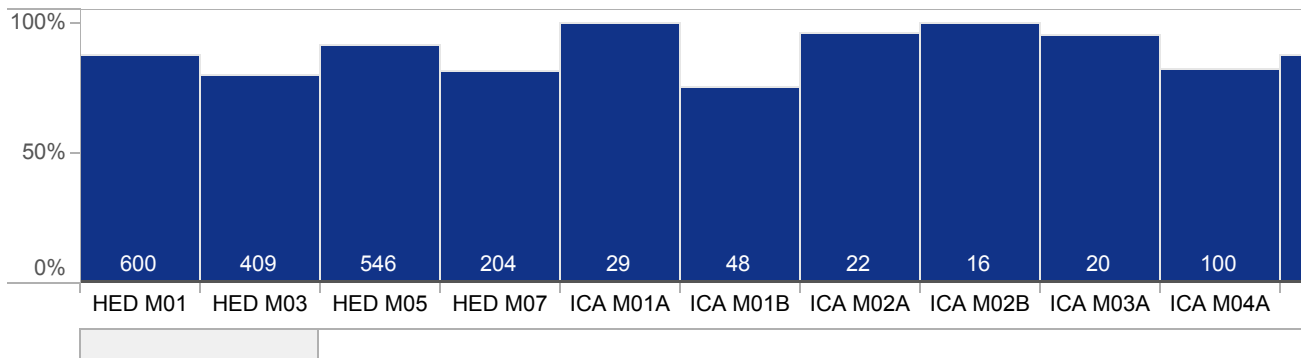
STUDENT SUCCESS AND EQUITY BY COURSE, **SUCCESS**

PROGRAM PLAN: Kinesiology/ICA

SUCCESS BY METHOD OF INSTRUCTION



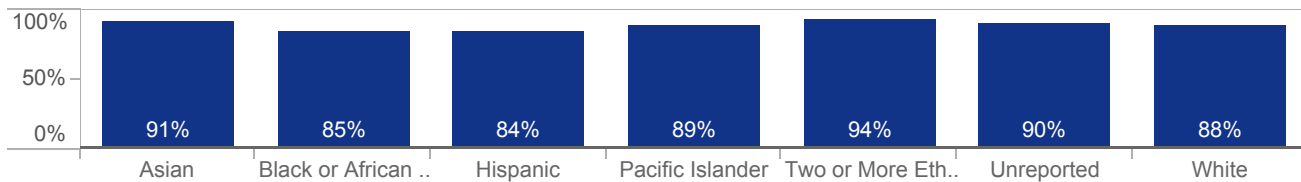
STUDENT SUCCESS RATE BY COURSE, *Kinesiology/ICA*



Disproportionate Impact
■ No Disproportionate Impact

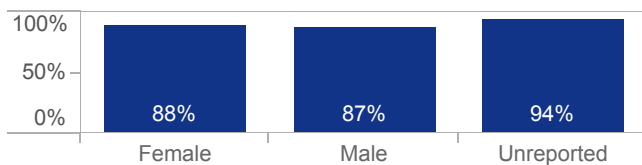
ETHNICITY, *Kinesiology/ICA*

~~ populations <10 not shown



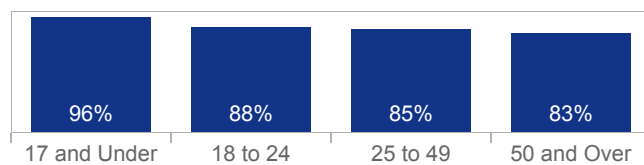
GENDER, *Kinesiology/ICA*

~~ populations <10 not shown



AGE, *Kinesiology/ICA*

~~ populations <10 not shown





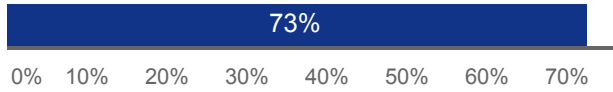
Program Plan Selector
LS

Academic Year Selector
Academic Year 2018 - 2019

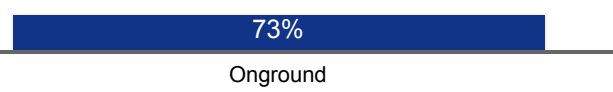
Measure Selector
SUCCESS

STUDENT SUCCESS AND EQUITY BY COURSE, **SUCCESS**

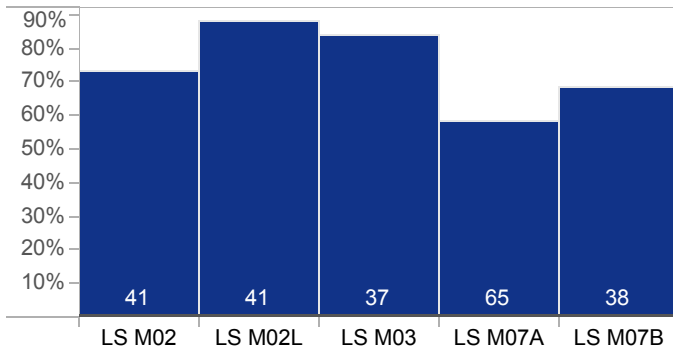
PROGRAM PLAN: LS



SUCCESS BY METHOD OF INSTRUCTION



STUDENT SUCCESS RATE BY COURSE, *LS*

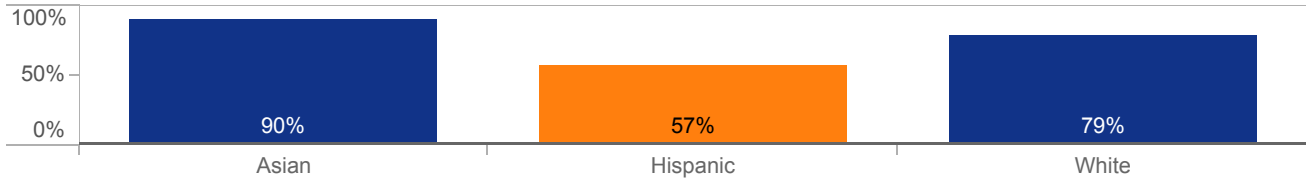


Disproportionate Impact

■ Disproportionate Impact
 ■ No Disproportionate Impact

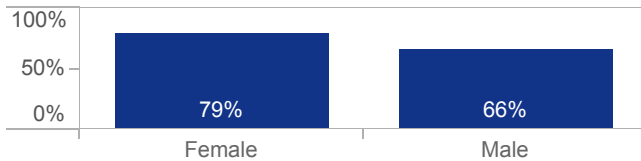
ETHNICITY, *LS*

~~ populations <10 not shown



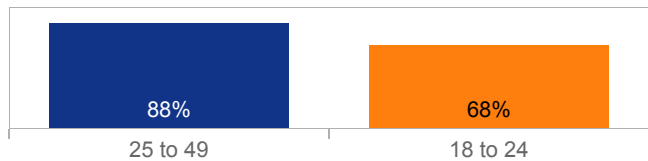
GENDER, *LS*

~~ populations <10 not shown



AGE, *LS*

~~ populations <10 not shown





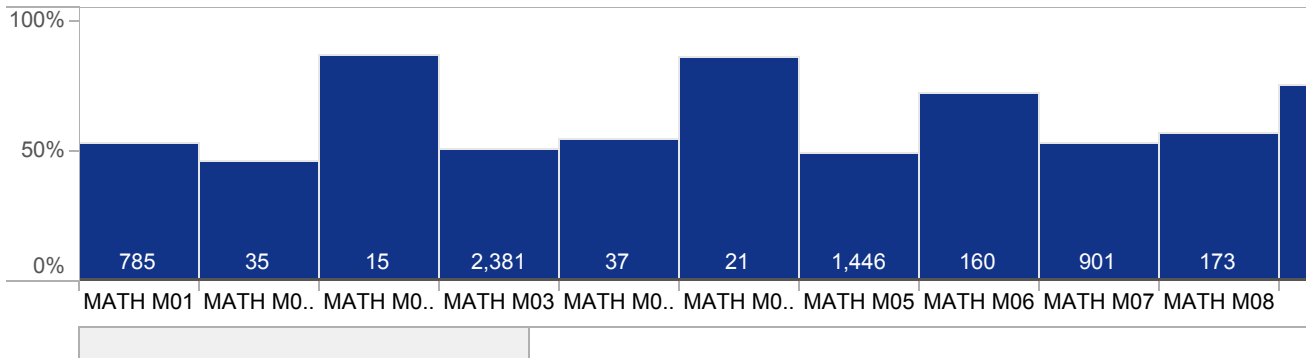
STUDENT SUCCESS AND EQUITY BY COURSE, **SUCCESS**

PROGRAM PLAN: Math

SUCCESS BY METHOD OF INSTRUCTION



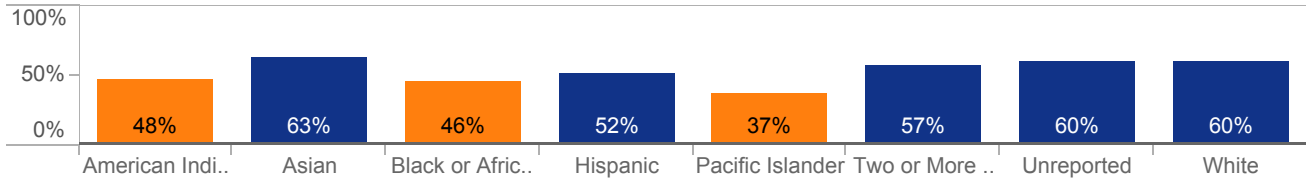
STUDENT SUCCESS RATE BY COURSE, *Math*



Disproportionate Impact
■ Disproportionate Impact ■ No Disproportionate Impact

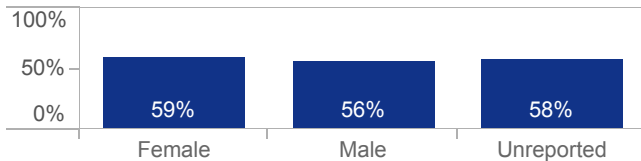
ETHNICITY, *Math*

~~ populations <10 not shown



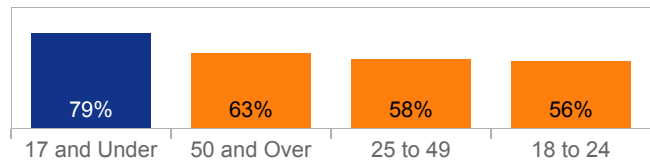
GENDER, *Math*

~~ populations <10 not shown



AGE, *Math*

~~ populations <10 not shown

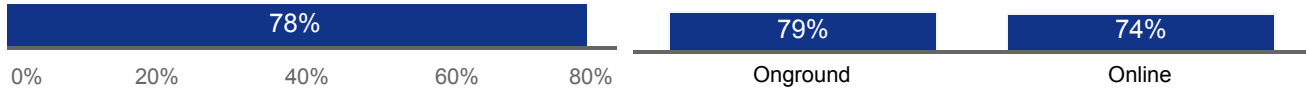




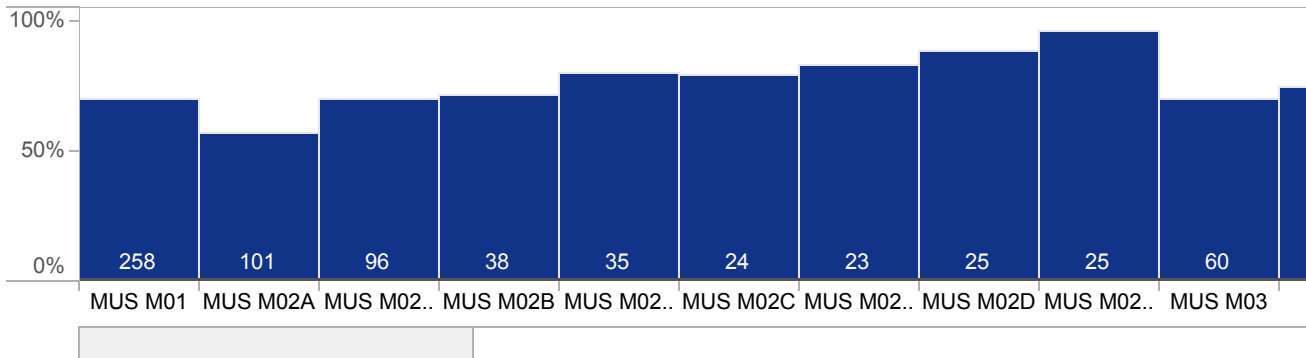
STUDENT SUCCESS AND EQUITY BY COURSE, **SUCCESS**

PROGRAM PLAN: Music

SUCCESS BY METHOD OF INSTRUCTION



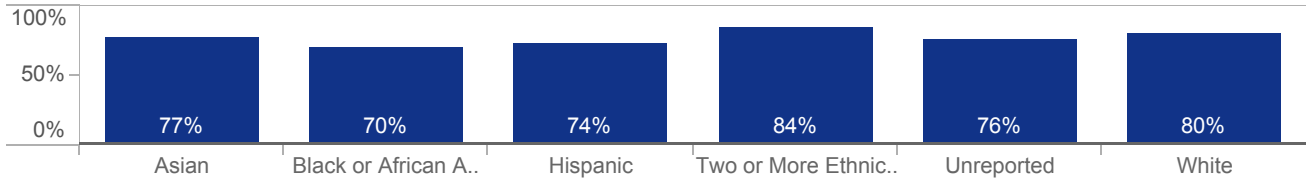
STUDENT SUCCESS RATE BY COURSE, *Music*



Disproportionate Impact
 ■ No Disproportionate Impact

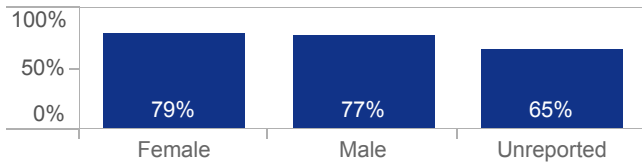
ETHNICITY, *Music*

~~ populations <10 not shown



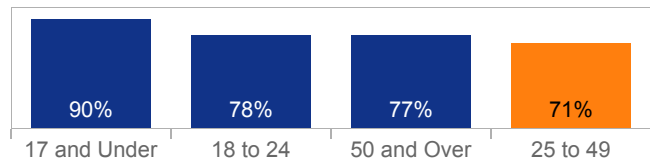
GENDER, *Music*

~~ populations <10 not shown



AGE, *Music*

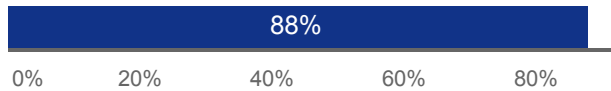
~~ populations <10 not shown



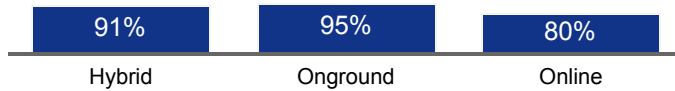


STUDENT SUCCESS AND EQUITY BY COURSE, **SUCCESS**

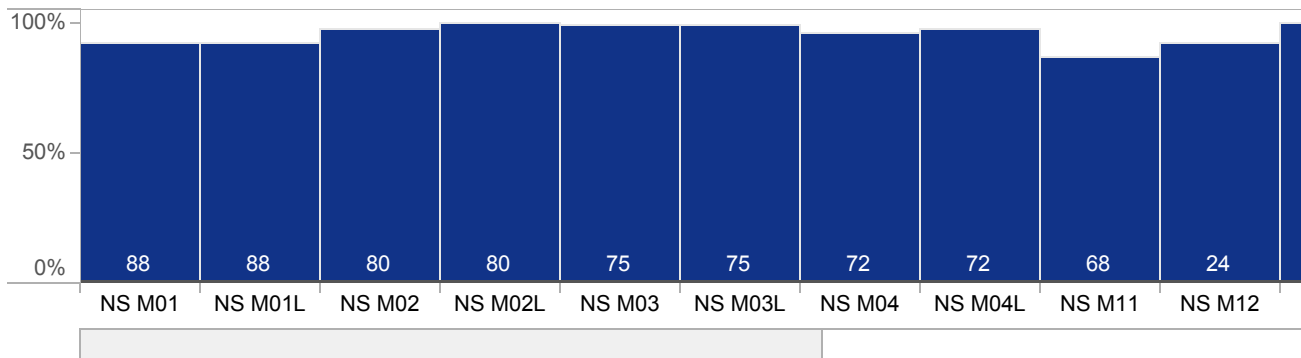
PROGRAM PLAN: Nursing



SUCCESS BY METHOD OF INSTRUCTION



STUDENT SUCCESS RATE BY COURSE, *Nursing*

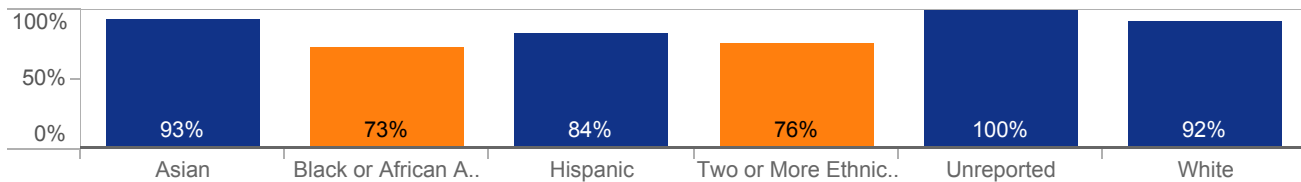


Disproportionate Impact

■ Disproportionate Impact
 ■ No Disproportionate Impact

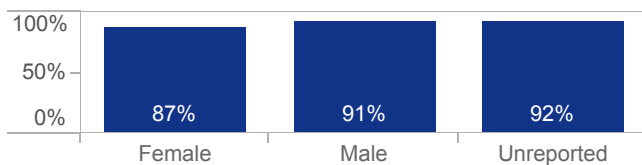
ETHNICITY, *Nursing*

~~ populations <10 not shown



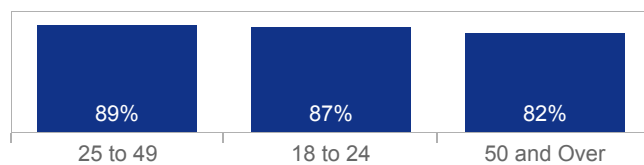
GENDER, *Nursing*

~~ populations <10 not shown



AGE, *Nursing*

~~ populations <10 not shown





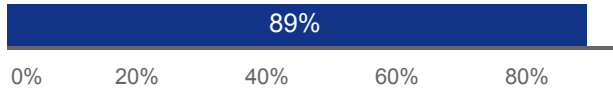
Program Plan Selector
Optical Technology

Academic Year Selector
Academic Year 2018 - 2019

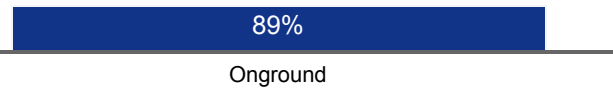
Measure Selector
SUCCESS

STUDENT SUCCESS AND EQUITY BY COURSE, **SUCCESS**

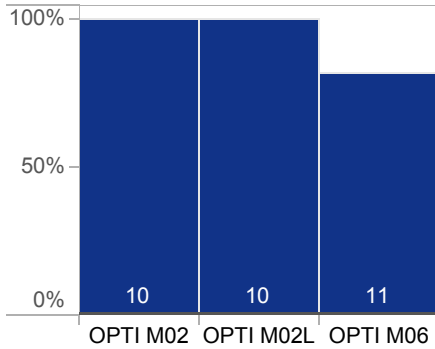
PROGRAM PLAN: Optical Technology



SUCCESS BY METHOD OF INSTRUCTION



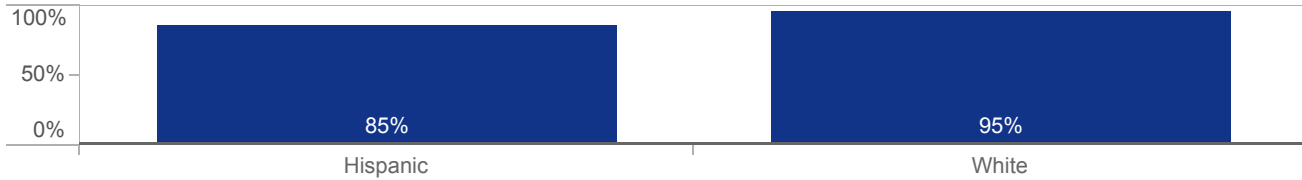
STUDENT SUCCESS RATE BY COURSE, *Optical Technology*



Disproportionate Impact
■ No Disproportionate Impact

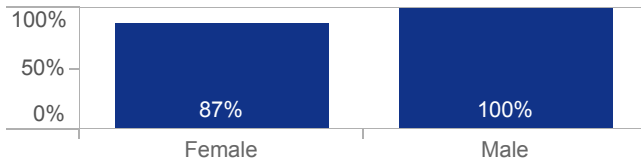
ETHNICITY, *Optical Technology*

~~ populations <10 not shown



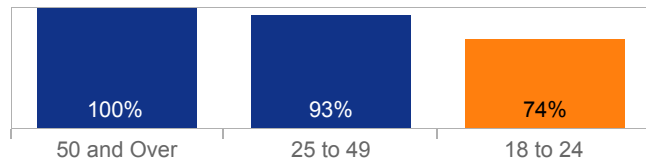
GENDER, *Optical Technology*

~~ populations <10 not shown



AGE, *Optical Technology*

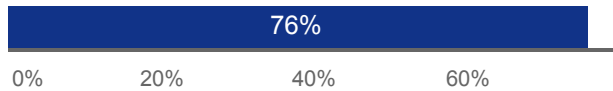
~~ populations <10 not shown





STUDENT SUCCESS AND EQUITY BY COURSE, **SUCCESS**

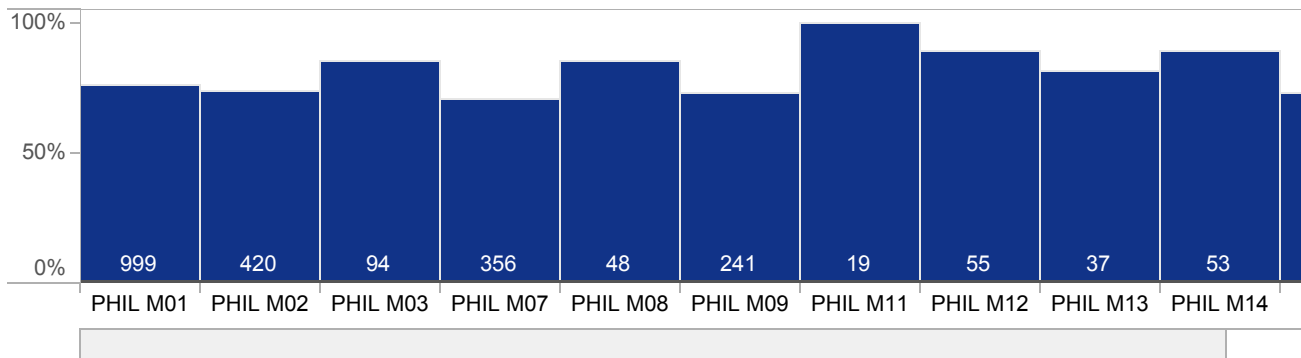
PROGRAM PLAN: Philosophy



SUCCESS BY METHOD OF INSTRUCTION



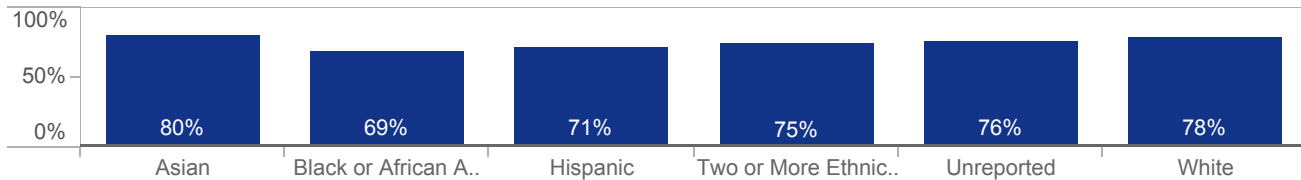
STUDENT SUCCESS RATE BY COURSE, *Philosophy*



Disproportionate Impact
 ■ No Disproportionate Impact

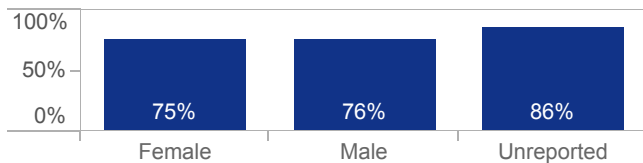
ETHNICITY, *Philosophy*

~~ populations <10 not shown



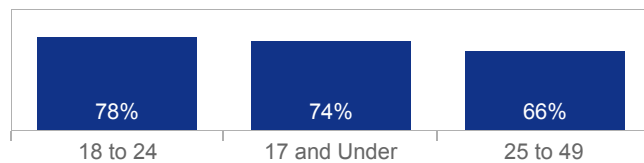
GENDER, *Philosophy*

~~ populations <10 not shown



AGE, *Philosophy*

~~ populations <10 not shown

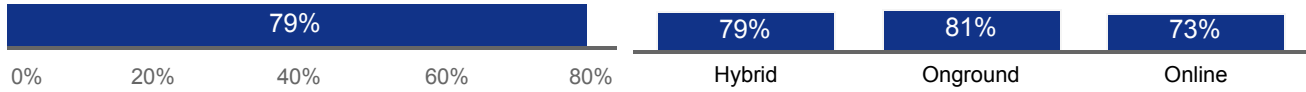




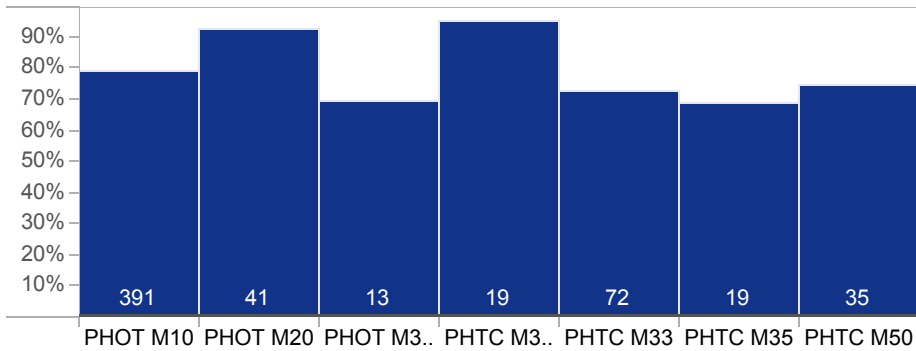
STUDENT SUCCESS AND EQUITY BY COURSE, **SUCCESS**

PROGRAM PLAN: Photography

SUCCESS BY METHOD OF INSTRUCTION



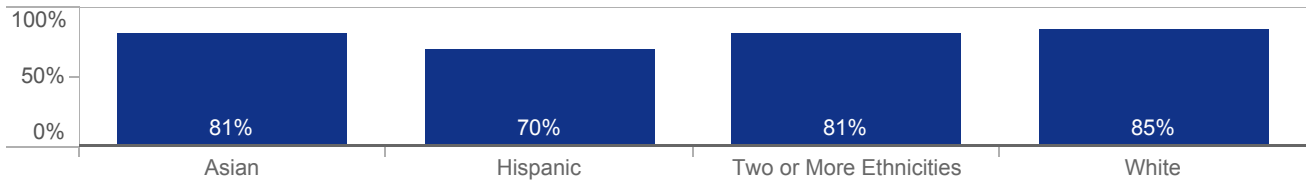
STUDENT SUCCESS RATE BY COURSE, *Photography*



Disproportionate Impact
 ■ No Disproportionate Impact

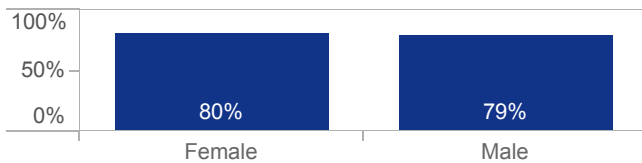
ETHNICITY, *Photography*

~~ populations <10 not shown



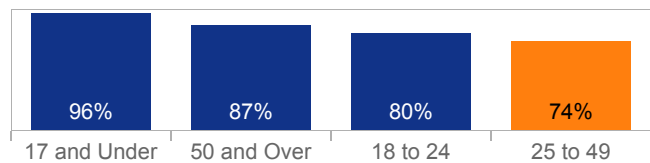
GENDER, *Photography*

~~ populations <10 not shown



AGE, *Photography*

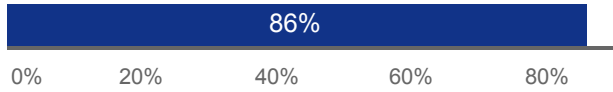
~~ populations <10 not shown



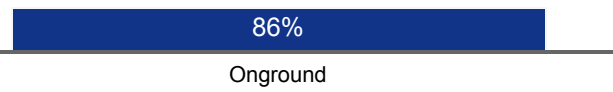


STUDENT SUCCESS AND EQUITY BY COURSE, **SUCCESS**

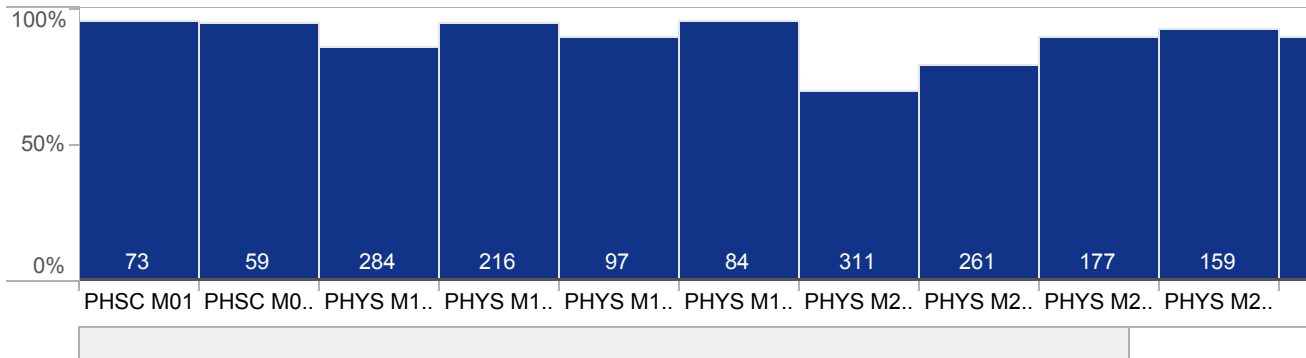
PROGRAM PLAN: Physics/Physical Science



SUCCESS BY METHOD OF INSTRUCTION



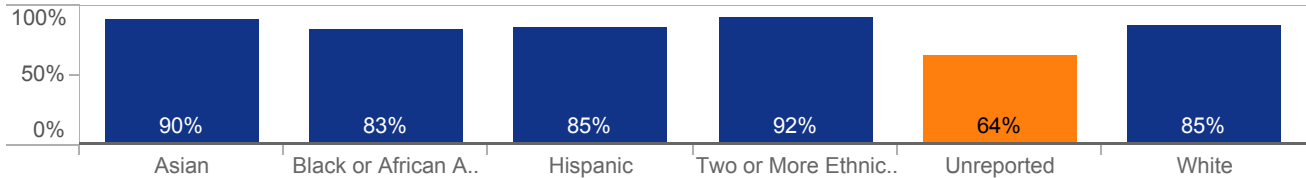
STUDENT SUCCESS RATE BY COURSE, *Physics/Physical Science*



Disproportionate Impact
■ Disproportionate Impact ■ No Disproportionate Impact

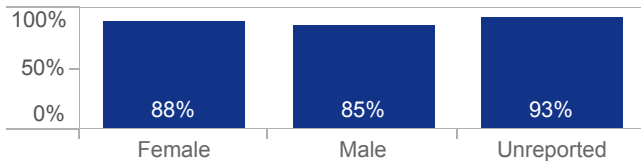
ETHNICITY, *Physics/Physical Science*

~~ populations <10 not shown



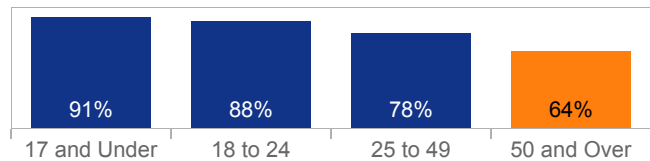
GENDER, *Physics/Physical Science*

~~ populations <10 not shown



AGE, *Physics/Physical Science*

~~ populations <10 not shown





Program Plan Selector
Political Science

Academic Year Selector
Academic Year 2018 - 2019

Measure Selector
SUCCESS

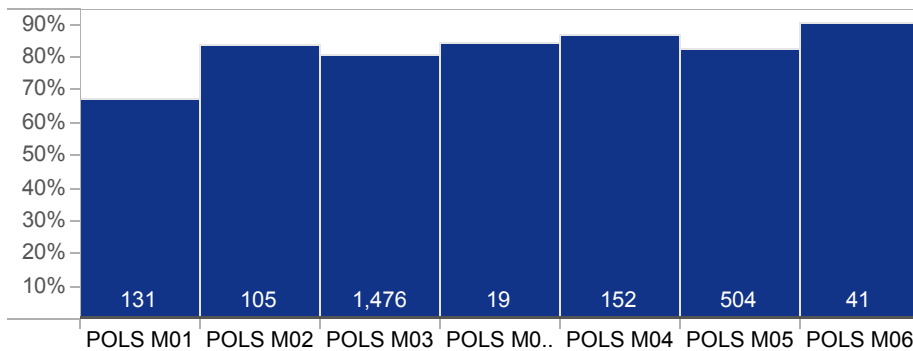
STUDENT SUCCESS AND EQUITY BY COURSE, **SUCCESS**

PROGRAM PLAN: Political Science

SUCCESS BY METHOD OF INSTRUCTION



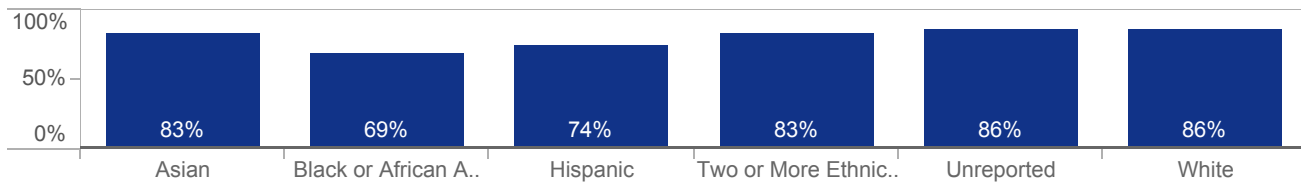
STUDENT SUCCESS RATE BY COURSE, *Political Science*



Disproportionate Impact
■ No Disproportionate Impact

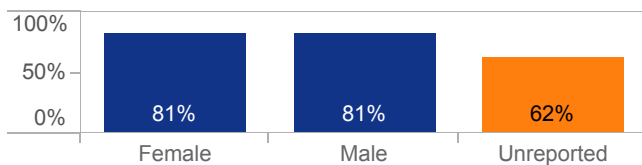
ETHNICITY, *Political Science*

~~ populations <10 not shown



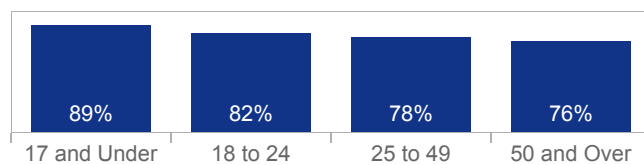
GENDER, *Political Science*

~~ populations <10 not shown



AGE, *Political Science*

~~ populations <10 not shown





Program Plan Selector
Psychology

Academic Year Selector
Academic Year 2018 - 2019

Measure Selector
SUCCESS

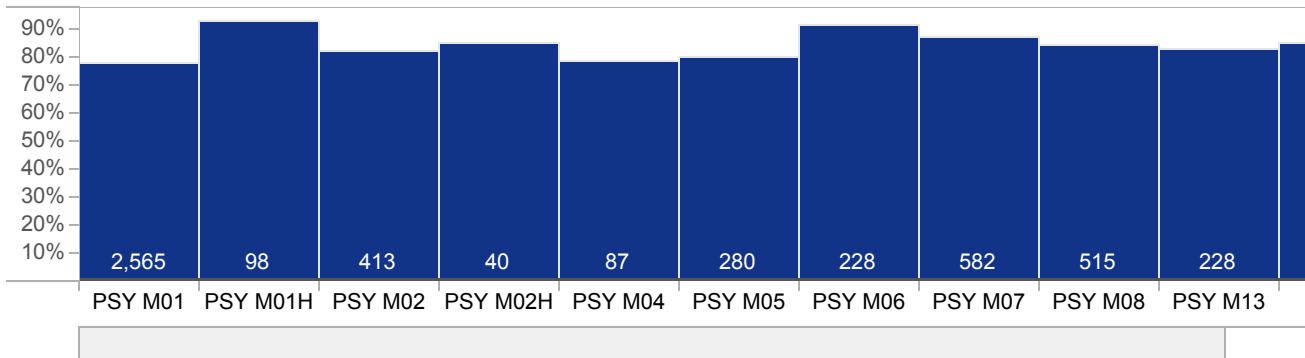
STUDENT SUCCESS AND EQUITY BY COURSE, **SUCCESS**

PROGRAM PLAN: Psychology

SUCCESS BY METHOD OF INSTRUCTION



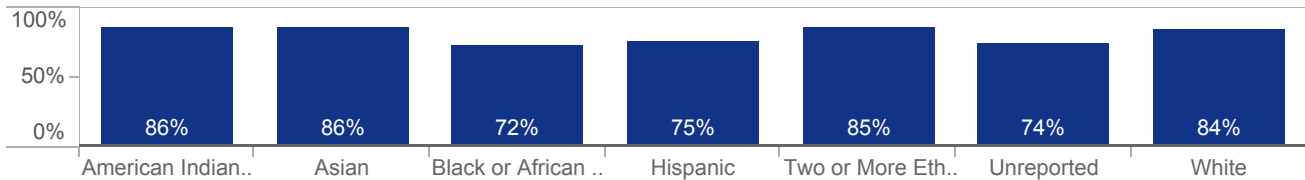
STUDENT SUCCESS RATE BY COURSE, *Psychology*



Disproportionate Impact
■ No Disproportionate Impact

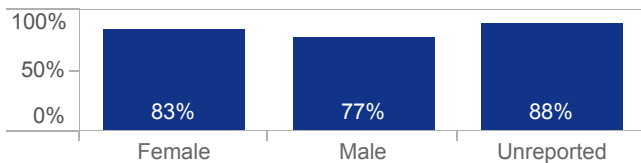
ETHNICITY, *Psychology*

~~ populations <10 not shown



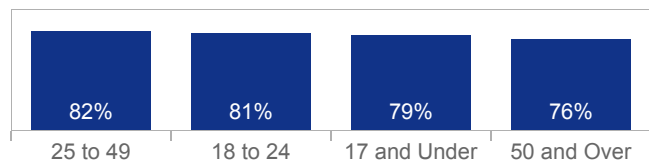
GENDER, *Psychology*

~~ populations <10 not shown



AGE, *Psychology*

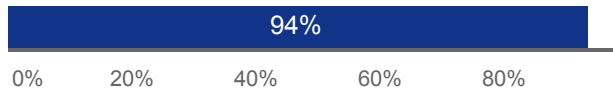
~~ populations <10 not shown



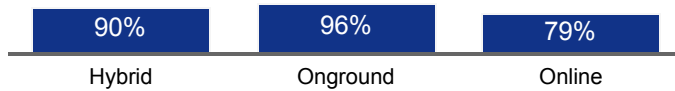


STUDENT SUCCESS AND EQUITY BY COURSE, **SUCCESS**

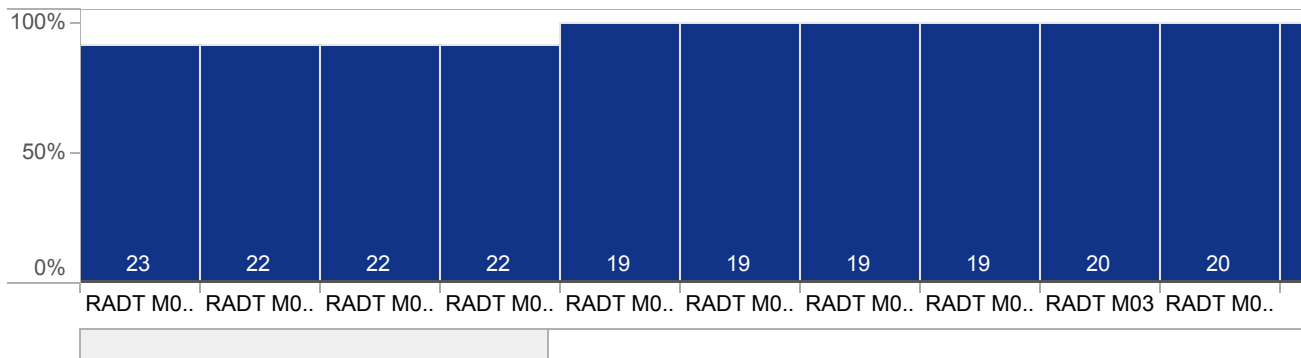
PROGRAM PLAN: RadTech



SUCCESS BY METHOD OF INSTRUCTION



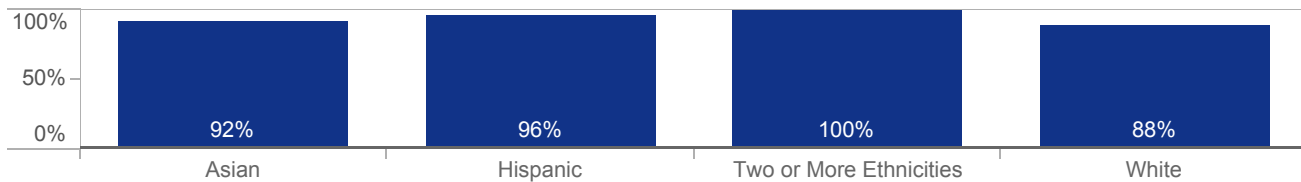
STUDENT SUCCESS RATE BY COURSE, *RadTech*



Disproportionate Impact
 ■ No Disproportionate Impact

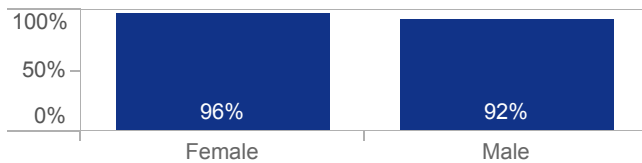
ETHNICITY, *RadTech*

~~ populations <10 not shown



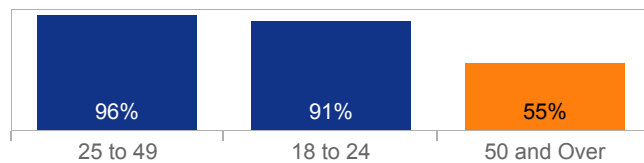
GENDER, *RadTech*

~~ populations <10 not shown



AGE, *RadTech*

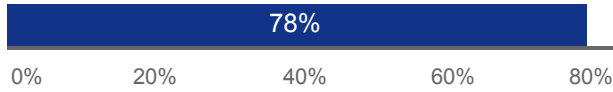
~~ populations <10 not shown





STUDENT SUCCESS AND EQUITY BY COURSE, **SUCCESS**

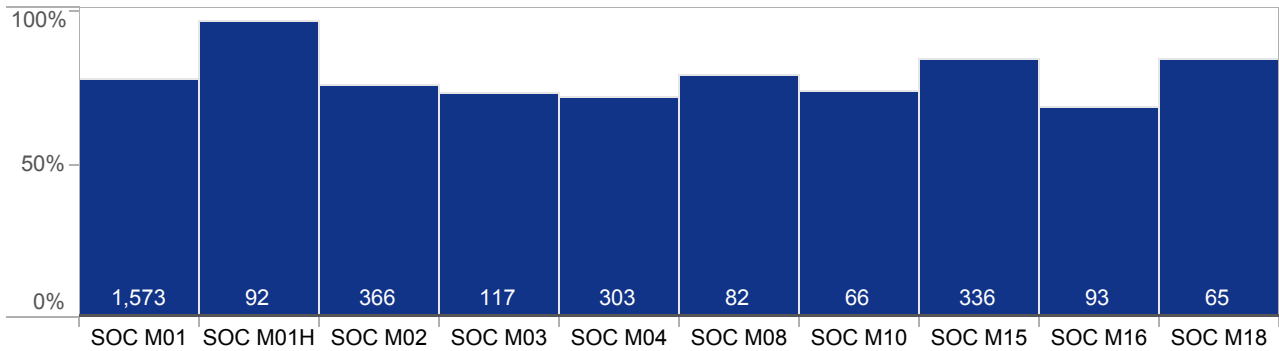
PROGRAM PLAN: Sociology



SUCCESS BY METHOD OF INSTRUCTION



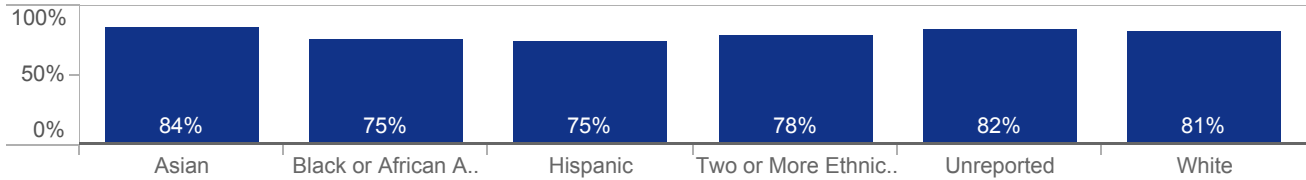
STUDENT SUCCESS RATE BY COURSE, *Sociology*



Disproportionate Impact
■ No Disproportionate Impact

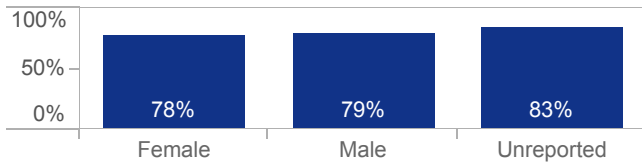
ETHNICITY, *Sociology*

~~ populations <10 not shown



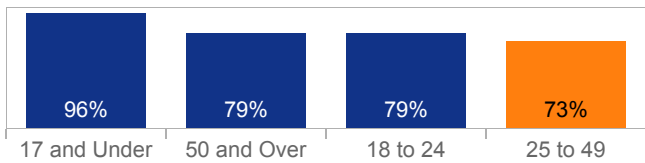
GENDER, *Sociology*

~~ populations <10 not shown



AGE, *Sociology*

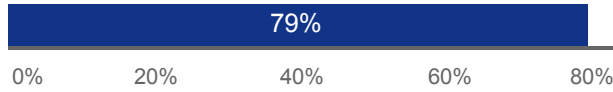
~~ populations <10 not shown



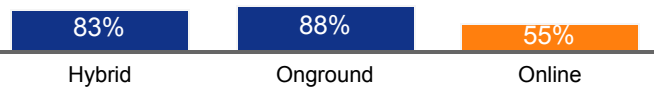


STUDENT SUCCESS AND EQUITY BY COURSE, **SUCCESS**

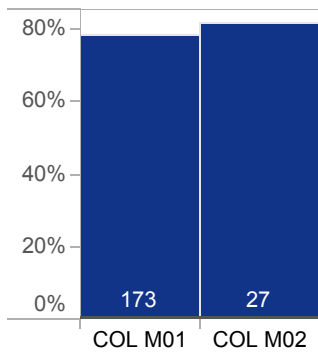
PROGRAM PLAN: Teaching & Learning Center



SUCCESS BY METHOD OF INSTRUCTION



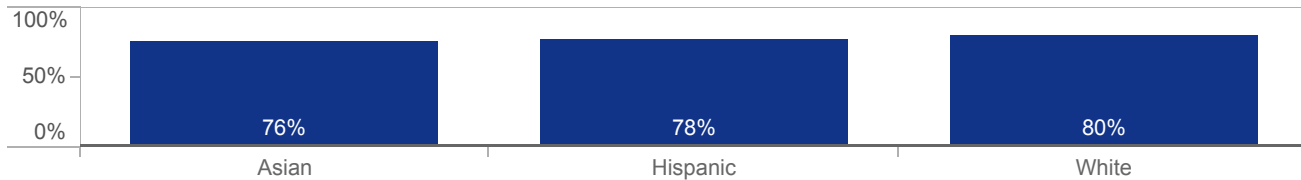
STUDENT SUCCESS RATE BY COURSE, *Teaching & Learning Center*



Disproportionate Impact
 ■ No Disproportionate Impact

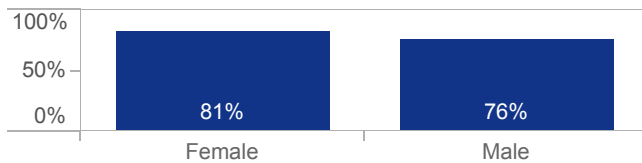
ETHNICITY, *Teaching & Learning Center*

~~ populations <10 not shown



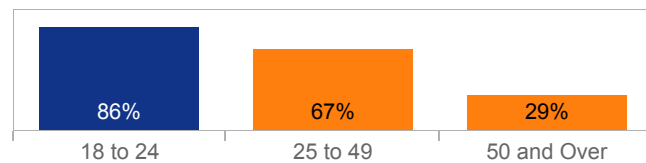
GENDER, *Teaching & Learning Center*

~~ populations <10 not shown



AGE, *Teaching & Learning Center*

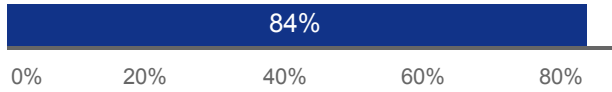
~~ populations <10 not shown





STUDENT SUCCESS AND EQUITY BY COURSE, **SUCCESS**

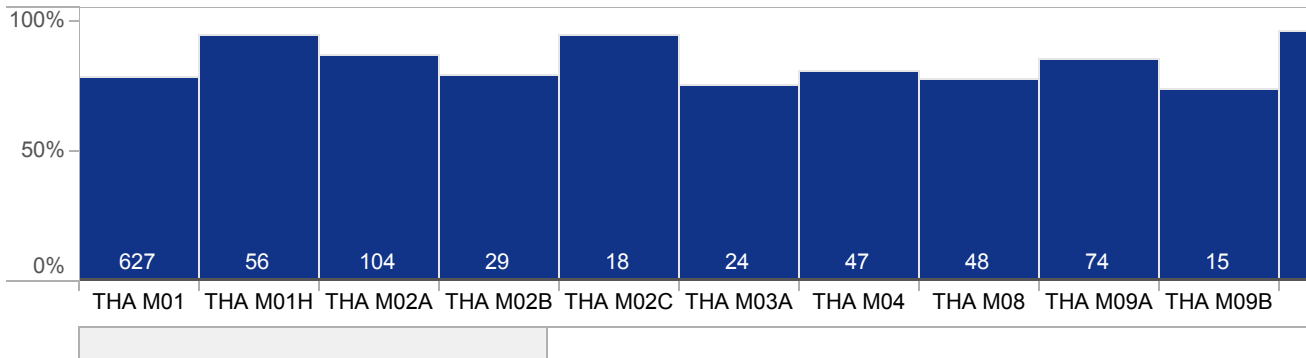
PROGRAM PLAN: Theatre Arts



SUCCESS BY METHOD OF INSTRUCTION



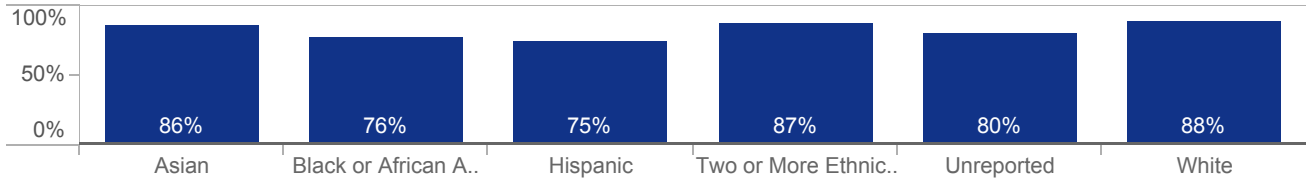
STUDENT SUCCESS RATE BY COURSE, *Theatre Arts*



Disproportionate Impact
 ■ No Disproportionate Impact

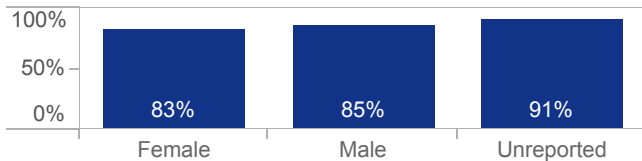
ETHNICITY, *Theatre Arts*

~~ populations <10 not shown



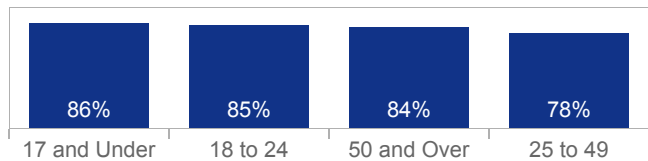
GENDER, *Theatre Arts*

~~ populations <10 not shown



AGE, *Theatre Arts*

~~ populations <10 not shown





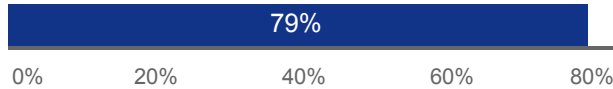
Program Plan Selector
World Languages

Academic Year Selector
Academic Year 2018 - 2019

Measure Selector
SUCCESS

STUDENT SUCCESS AND EQUITY BY COURSE, **SUCCESS**

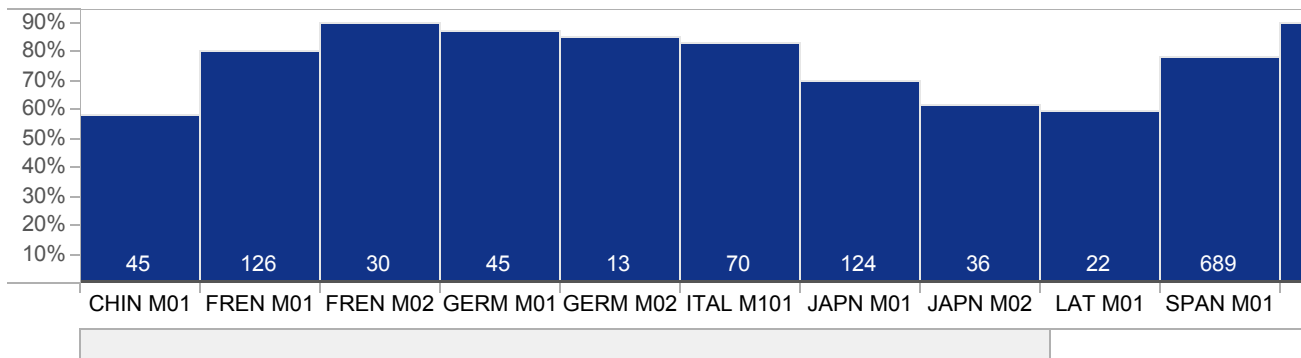
PROGRAM PLAN: World Languages



SUCCESS BY METHOD OF INSTRUCTION



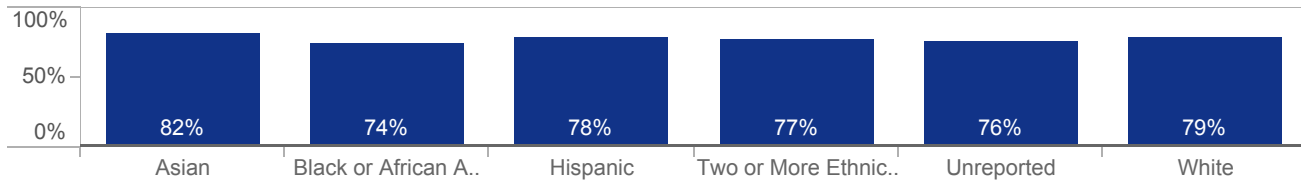
STUDENT SUCCESS RATE BY COURSE, *World Languages*



Disproportionate Impact
 No Disproportionate Impact

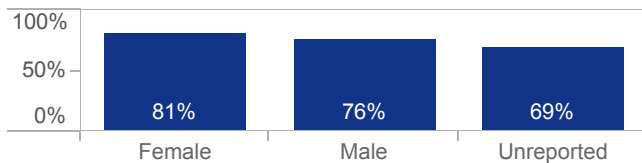
ETHNICITY, *World Languages*

~~ populations <10 not shown



GENDER, *World Languages*

~~ populations <10 not shown



AGE, *World Languages*

~~ populations <10 not shown

