



MOORPARK COLLEGE

MOVING FORWARD TOGETHER

OUR MISSION

Grounded in equity, social justice, and a students first philosophy, Moorpark College values diverse communities. We empower learners from local, national, and global backgrounds to complete their degree, certificate, transfer, and career education goals. Through the integration of innovative instruction and customized student support, our programs are designed to achieve equitable outcomes.



VOTED BEST COMMUNITY COLLEGE
IN CALIFORNIA



MOORPARKCOLLEGE.EDU



CHAMPIONS
of **HIGHER EDUCATION**
2020 Excellence in Transfer

MC QUICK VIEW



DEGREES & CERTIFICATES AWARDED 2019-2020

5,263


1
ASSOCIATES DEGREE
2,000

2
CERTIFICATES
1,874

3
ASSOCIATES
FOR TRANSFER DEGREE
1,389

STUDENT GENDER

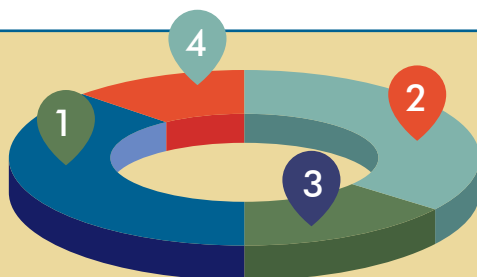
FEMALE
53.52%



MALE
45.03%



UNKNOWN
1.45%



1 WHITE NON-HISPANIC 42.04 %
2 HISPANIC 35.43 %
3 ASIAN 6.70 %
4 UNKNOWN 5.84 %

MULTI-ETHNICITY 5.21 %
FILIPINO 2.37 %
AFRICAN-AMERICAN 2.03 %
PACIFIC ISLANDER 0.19 %
AMERICAN INDIAN/ALASKAN 0.20 %

STUDENT STATUS

FIRST TIME STUDENT



CONTINUING STUDENT



FIRST TIME TRANSFER



RETURNING STUDENT



SPECIAL ADMIT



ENROLLMENT

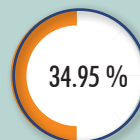
HEAD COUNT = 19,976

ENROLLMENT AGE BREAKDOWN

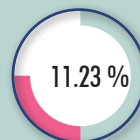
19 & UNDER



20-24



25-29



FINANCIAL AID



STUDENT COUNT

TOTAL 8,606

PROMISE 8,319

GRANTS 3,454

LOANS 190

AWARD AMOUNT

TOTAL \$ 22,860,027

\$ 5,812,761

\$ 15,625,799

\$ 1,191,578

All data from the most recent available stats @ the California Community Colleges
Chancellor's Office MIS Data Mart: <https://datamart.cccco.edu/Students>