




TRIO Student Support Services

Request for Priority Registration (Group 2)

AP 5055 Enrollment Priorities

TRIO- Brief History & General Information

- **The Federal TRIO Programs (TRIO) are outreach and student services programs designed to identify and provide services for individuals from disadvantaged backgrounds.**
- **The goal of SSS is to increase the college retention and graduation rates of its participants.**
- **TRIO SSS programs serve students who are US Citizens or Permanent Residents and who meet at least one of the following criteria:**
 - **First Generation**
 - **Income Eligible**
 - **Student with Disabilities**
- **The term First-Generation was born with TRIO programs**
 - **1980 reauthorization of the Higher Education Act**
- **From FY 1973-1976: funding frozen at 70.3 million**
- **From 1977-2020: total funding increase of 979.92 million**
- **Oxnard College TRIO SSS Program Serves 140 students**



Request

TRIO Student Support Services to be placed in "group 2" of priority registration for special populations

(i.e., along with Athletes, First Year Experience, & elected Associated Students)

March 19, 2021

Continuing student registration appointment times are listed on [MyVCCCD](#)

April 19

Special population registration for students with less than 90 units who participate in:

- CalWorks
- EAC
- EOPS
- * Foster Youth/former Foster Youth as established by statute
- Homeless Youth as established by statute
- Military Veterans/active duty personnel(Contact the [Records Office](#) for Appt.)
- Continuing students must be in good academic standing** and new students must complete orientation, assessment, and educational plan
- Online registration is closed daily from 2:00 am to 6:00 am pacific time for system maintenance.

* Foster Youth students are exempt from the unit and academic standards requirement.

April 23

Special population registration for continuing student athletes with less than 90 units and Students Currently Participating in a First Year Experience cohort:

- Priority is for 2nd semester verified athletes – see Athletic Director or Coach for information
- Continuing students must be in good academic standing** and new students must complete orientation, assessment, and educational plan
- Online registration is closed daily from 2:00 am to 6:00 am pacific time for system maintenance.



California Universities/Colleges with TRIO SSS programs (2020 awardees)

| | State of California | Community College | Private Universities | Public Universities |
|---------------------------------|---------------------|---|---|--|
| Total Number of SSS Grants | 78 | 52 | 6 | 20 |
| Priority Registration for SSS | | 12- No 33-Yes 7-unable to determine | 0-No 3- Yes 3-unable to determine | 13- No 5- Yes 2- unable to determine |
| CC Priority Registration Levels | | "Level 2" "Tier 2" "Group B" "Group 2" | | |

Local Institutions Offering Priority Registration for SSS students: Cal Lutheran, California State University Channel Islands*

Need for Priority Registration

Number and Percentage of SSS-Eligible Students at Oxnard College by Eligibility Criteria 2018-2019

| SSS-Eligible Students | Number of SSS-Eligible Students | Percentage of SSS-Eligible Students |
|--|---------------------------------|-------------------------------------|
| Low-Income Students Only | 4,336 | 58% |
| First-Generation Students Only | 1,749 | 23.3% |
| Both Low-Income and First-Generation | 2,524 | 33.7% |
| Students with Disabilities Only | 99 | 1.3% |
| With a Disability Only: 99 | | |
| Low-Income with a Disability: 167 | | |
| First-Generation with a Disability: 136 | | |
| Low-Income, First-Generation, and with a Disability: 37 | | |
| Two or more SSS-eligibility criteria | 3,037 | 40.5% |
| Total SSS-Eligible Students of all enrolled meeting at least one SSS-eligibility criteria | 6,524 | 87.0% |

Source: OC Office of Institutional Research and Effectiveness, 2020

Programs Serving Similar Populations at Oxnard College

Number of Students Served

| | |
|--|------------------------------|
| Extended Opportunity Program & Services (EOPS) | 955 unduplicated (2019-2020) |
| Educational Assistance Center (EAC) | unable to gather data |
| First Year Experience (FYE) | 197 (2019-2020) |

Retention Rate by Comparison Group

| Comparison Group | Fall 2018 to Spring 2019 Retention Rate |
|--|---|
| OC SSS-eligible Students | 81.6% |
| OC non-eligible Students | 87.5% |
| OC SSS-eligible First Time, Full Time Students | 90.0% |
| OC SSS-eligible First Time, Part Time Students | 73% |

Source: OC Office of Institutional Research and Effectiveness, 2020

TRIO: National Data

Table C1. Number of Student Support Services (SSS) participants who entered two-year institutions in 2007–08 and of students in the national sample^a who entered two-year institutions in 2003–04, and percentage of each who persisted to the fall of the second year, by eligibility status

| Eligibility status | Number of SSS participants who entered two-year institutions in 2007–08 | Percent of SSS participants who persisted | Number of students in the national sample who entered two-year institutions in 2003–04 | Percent of students in the national sample who persisted |
|--------------------------------------|---|---|--|--|
| Total | 21,669 | 86.0% | 1,118,230 | 64.8% |
| Low-income and first-generation | 13,990 | 85.5 | 357,713 | 61.5 |
| Low-income only | 1,310 | 87.0 | 79,500 | 68.8 |
| First-generation only | 3,852 | 87.3 | 557,721 | 66.7 |
| Disabled | 1,283 | 88.5 | 105,800 | 66.6 |
| Disabled and low-income ^b | 1,226 | 83.8 | 17,496 | 41.7 |

^a To create the national sample, the *BPS:04/09* was subsampled to include students who met the SSS eligibility requirements of low-income status, first-generation status, or disability status, as well as demonstrated academic need. The numbers and percentages in the national sample columns are estimates based on the weighted *BPS:04/09* national sample. Please see Appendix B, Selection of the National Sample for more details.

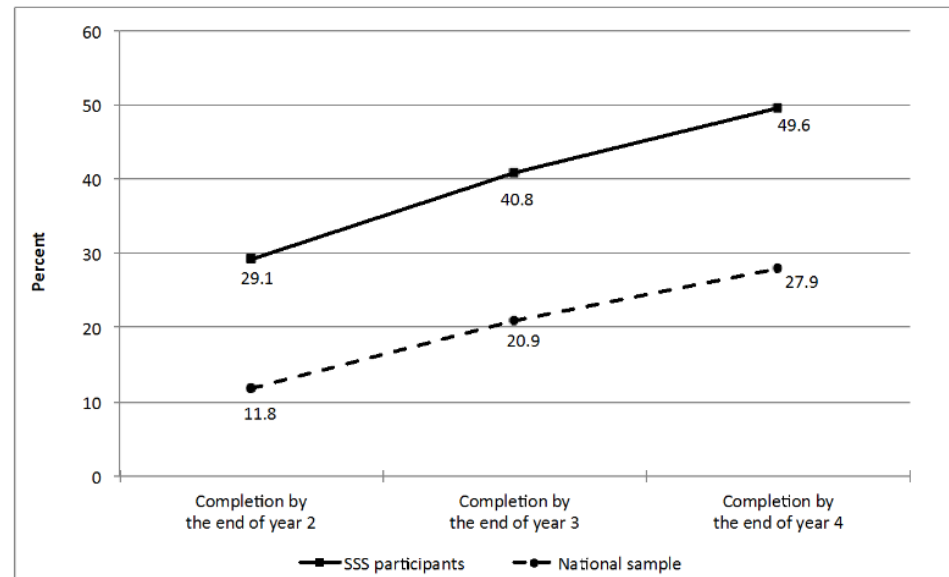
^b For this group of students, there were too few cases in the national sample to allow for statistical tests to determine whether observed differences were statistically significant. Please see Appendix B for more details about the analysis strategy.

NOTE: Unless otherwise noted, differences were statistically significant at the $p < .001$ level.

SOURCE: Data for SSS participants were taken from the SSS annual performance report (APR) longitudinal data file (1998–2012). The national sample was drawn from the U.S. Department of Education's National Center for Education Statistics' 2004/09 *Beginning Postsecondary Students Longitudinal Study (BPS:04/09)*.

TRIO: National Data

Figure C1. Percentage of Student Support Services (SSS) participants who entered two-year institutions in 2007–08, and of students in the national sample^a who entered two-year institutions in 2003–04, who completed an associate degree or certificate, or transferred to four-year institutions (with or without receiving an associate degree or certificate) within two, three, and four years



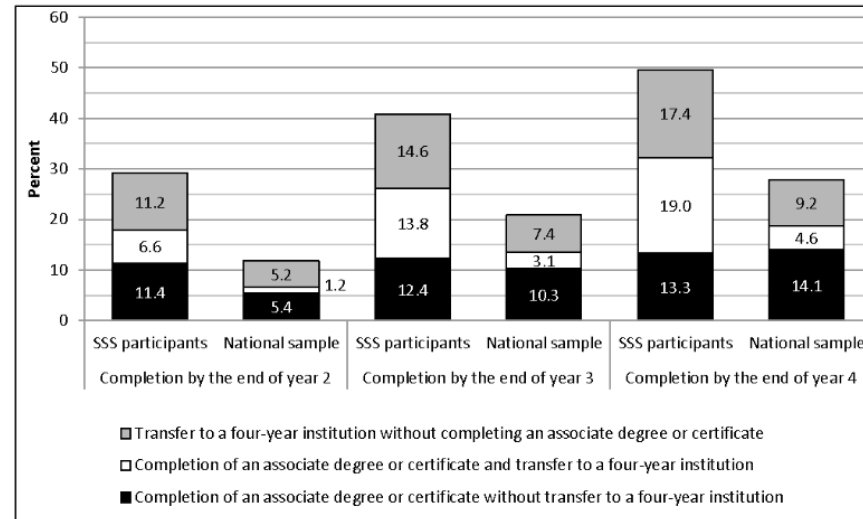
^a To create the national sample, the *BPS:04/09* was subsampled to include students who met the SSS eligibility requirements of low-income status, first-generation status, or disability status, as well as demonstrated academic need. The percentages pertaining to the national sample are estimates based on the weighted *BPS:04/09* national sample. Please see Appendix B, Selection of the National Sample for more details.

NOTE: Unless otherwise noted, differences were statistically significant at the $p < .001$ level.

SOURCE: Data for SSS participants were taken from the SSS annual performance report (APR) longitudinal data file (1998–2012). The national sample was drawn from the U.S. Department of Education's National Center for Education Statistics' 2004/09 *Beginning Postsecondary Students Longitudinal Study (BPS:04/09)*.

TRIO: National Data

Figure C2. Percentage of Student Support Services (SSS) participants who entered two-year institutions in 2007–08, and of students in the national sample^a who entered two-year institutions in 2003–04, who completed an associate degree or certificate without transferring to four-year institutions, completed an associate degree or certificate and transferred to four-year institutions, or transferred to four-year institutions without completing an associate degree or certificate within two, three, and four years, by completion type



^a To create the national sample, the *BPS:04/09* was subsampled to include students who met the SSS eligibility requirements of low-income status, first-generation status, or disability status, as well as demonstrated academic need. The percentages pertaining to the national sample are estimates based on the weighted *BPS:04/09* national sample. Please see Appendix B, Selection of the National Sample for more details.

NOTE: Significance tests were not performed to determine if differences in rates of completion of an associate degree or certificate without transfer to a four-year institution, completion of an associate degree or certificate and transfer to a four-year institution, and transfer to a four-year institution without completing an associate degree or certificate were significant between SSS participants and students in the national sample.

SOURCE: Data for SSS participants were taken from the SSS annual performance report (APR) longitudinal data file (1998–2012). The national sample was drawn from the U.S. Department of Education's National Center for Education Statistics' 2004/09 *Beginning Postsecondary Students Longitudinal Study (BPS:04/09)*.

Priority Registration for TRIO SSS Benefits VCCCD



Sets the Tone

Community
Solidarity



Provides Platform for Future TRIO SSS Programs

Moorpark College
Ventura College
Oxnard College



Contributes to Guided Pathways

Clear curricular pathways
Help students choose pathway
Help students stay on path
Ensure learning is happening



Contributes to Student Centered Funding Formula

Base Allocation
Supplemental Access Allocation
Student Success Allocation

Request

TRIO Student Support Services to be placed in "group 2" of priority registration for special populations

(i.e., along with Athletes, First Year Experience, & elected Associated Students)

March 19, 2021

Continuing student registration appointment times are listed on [MyVCCCD](#)

April 19

Special population registration for students with less than 90 units who participate in:

- CalWorks
- EAC
- EOPS
- * Foster Youth/former Foster Youth as established by statute
- Homeless Youth as established by statute
- Military Veterans/active duty personnel(Contact the [Records Office](#) for Appt.)
- Continuing students must be in good academic standing** and new students must complete orientation, assessment, and educational plan
- Online registration is closed daily from 2:00 am to 6:00 am pacific time for system maintenance.

* Foster Youth students are exempt from the unit and academic standards requirement.

April 23

Special population registration for continuing student athletes with less than 90 units and Students Currently Participating in a First Year Experience cohort:

- Priority is for 2nd semester verified athletes – see Athletic Director or Coach for information
- Continuing students must be in good academic standing** and new students must complete orientation, assessment, and educational plan
- Online registration is closed daily from 2:00 am to 6:00 am pacific time for system maintenance.



The background is a dark grey chalkboard with various white chalk sketches. In the top left, there's a globe showing continents. Below it is a microscope. To the right of the globe is a stack of books. In the bottom left, there's a large, detailed drawing of a microscope. In the bottom center, there's an open book with some illegible text. To the right of the book are several symbols: a percentage sign, an exclamation mark, and a less-than sign. The overall theme is academic and scientific.

#TRIOworks