

Embedding the Library in Canvas

This guide will help faculty with linking library content into their Canvas courses.

**Database Search
from Off Campus
(Remote)**

Research Guides

**Articles: Permalinks
& The Proxy Prefix**

**Academic Search
Complete**

JSTOR

Databases

eBooks

Kanopy

Films on Demand

Library Tutorial

Videos

Embedding a

Librarian

Canvas Resources

Importing Library

Assignments,

Quizzes, and

Modules from

Canvas

Commons

How-to Video:

Importing Library

Content from

Canvas

Commons

Library Guide for

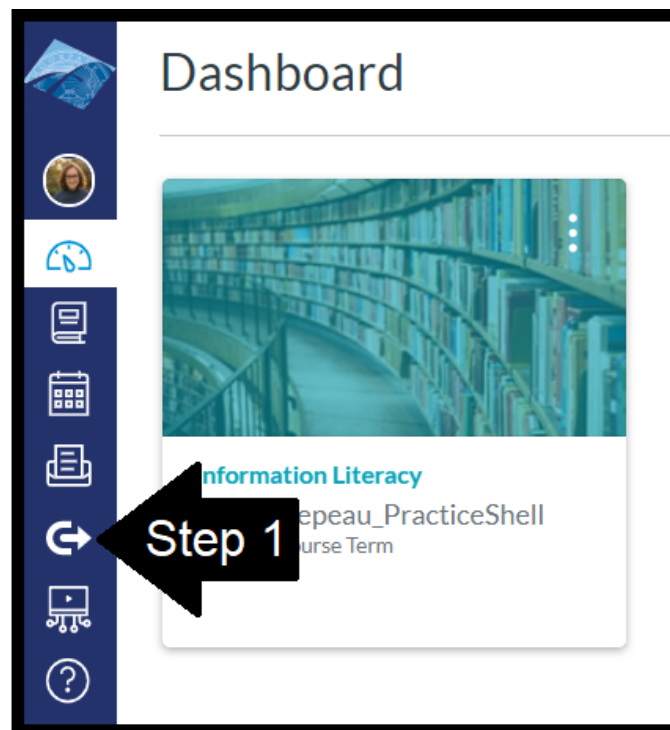
Faculty & Staff [↗](#)

Contact Us

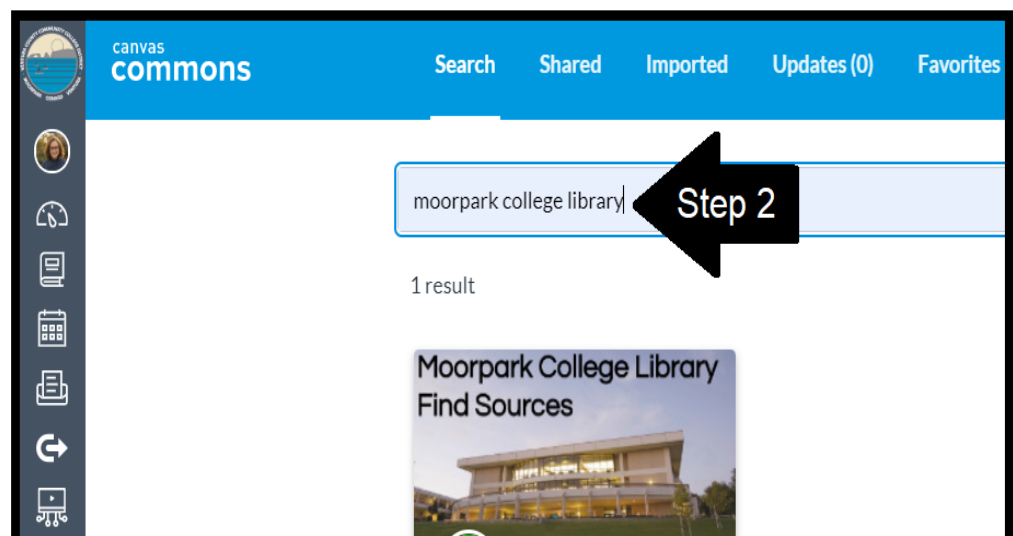
Information Literacy Resources to Import into Canvas

Canvas Commons is a learning object repository that enables educators to find, import, and share resources. The Moorpark College Library is working on creating tutorials to assist students in their research and information competency. Find out how to import tutorials to your Canvas Course.

Step 1: On the global navigation bar, find the Canvas Commons button



Step 2: Find the module you want for your course. To find the Library's modules, search for **Moorpark College Library** in the search bar.



Canvas Commons Resources to Import

Module:

- Find Sources

Page:

- Student Guide

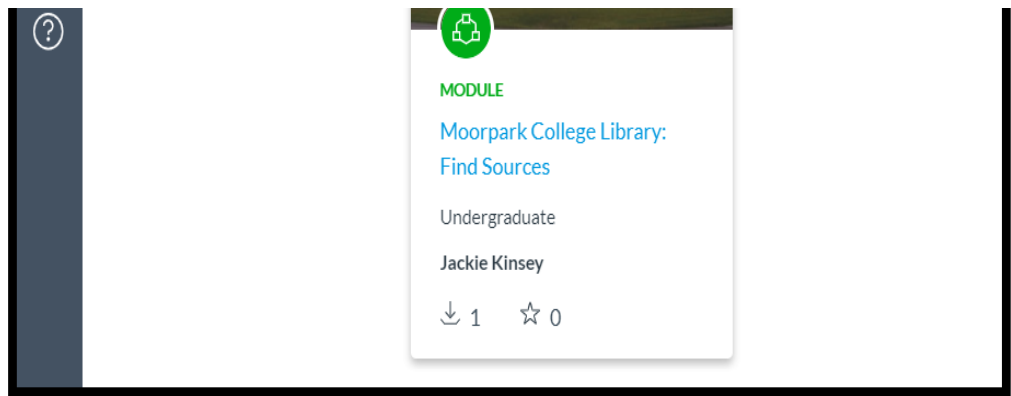
Course:

- Information Literacy Tutorials

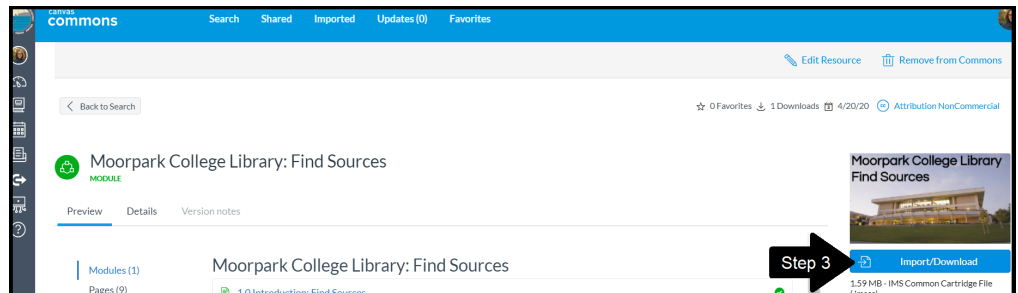
Quiz

- Literature Orientation Quiz
- Find Sources Quiz
- Assignment: Ebook and Database
- Assignment: Ebook, Database, and Internet

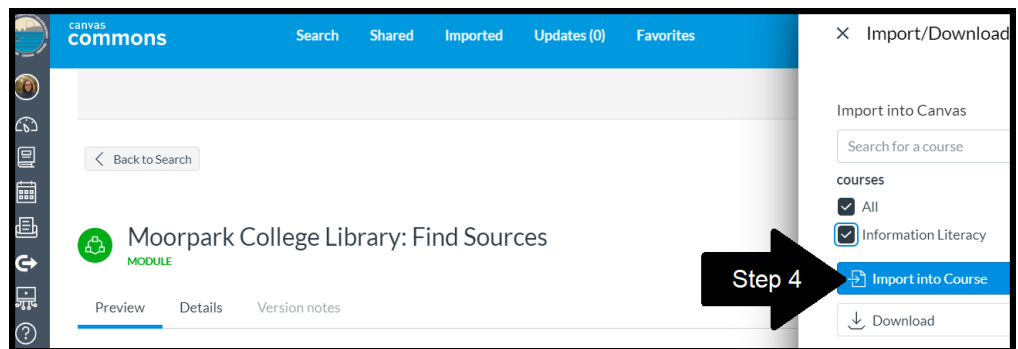
These resources can also be implemented in a library instruction session with a librarian. Request an instruction for your class here.



Step 3: Click on **Import/Download** to embed a module into your Canvas course



Step 4: Select the class you want to import the module in and click on **Import into Course**



Last Updated: Sep 23, 2022 11:22 AM

URL: <https://moorparkcollege.libguides.com/embeddinglibrarycontentincanvas>

Print Page
 Login to LibApps

Subjects: General Research, Library Services, Online Students **Tags:** Faculty