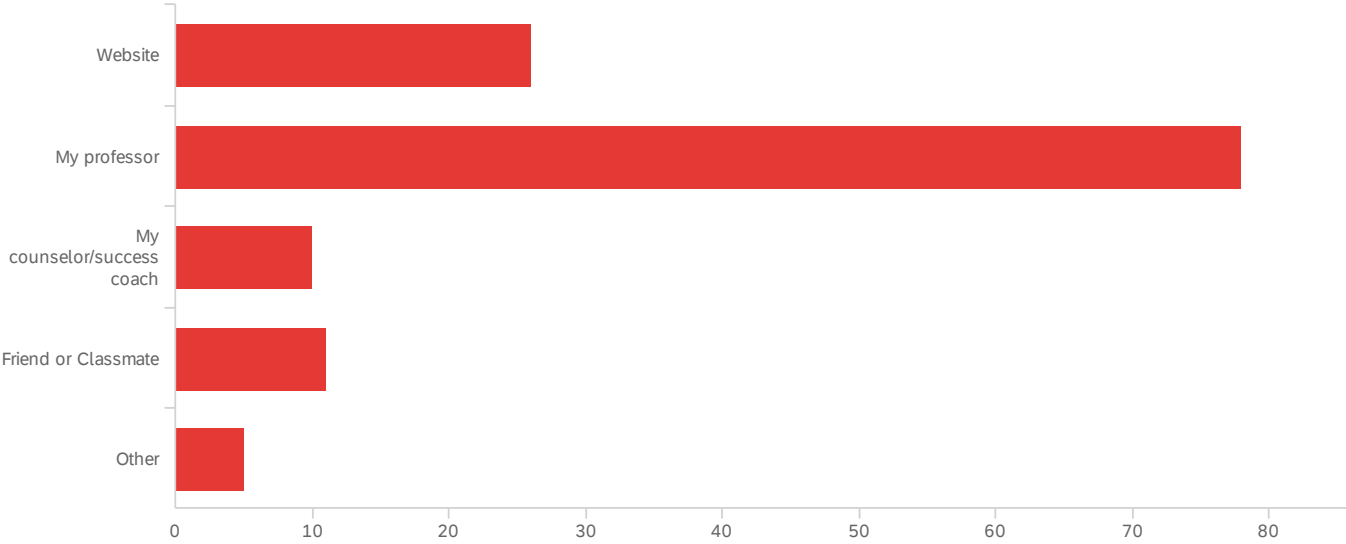


# Default Report

TLC Survey Spring 2021

September 23, 2021 11:52 AM PDT

Q1 - How did you learn about Moorpark College's tutoring services (check all that apply)?



| # | Field                      | Choice Count |
|---|----------------------------|--------------|
| 1 | Website                    | 20.00% 26    |
| 2 | My professor               | 60.00% 78    |
| 3 | My counselor/success coach | 7.69% 10     |
| 4 | Friend or Classmate        | 8.46% 11     |
| 5 | Other                      | 3.85% 5      |
|   |                            | 130          |

Showing rows 1 - 6 of 6

### Q1\_5\_TEXT - Other

Other

Used to attend in person

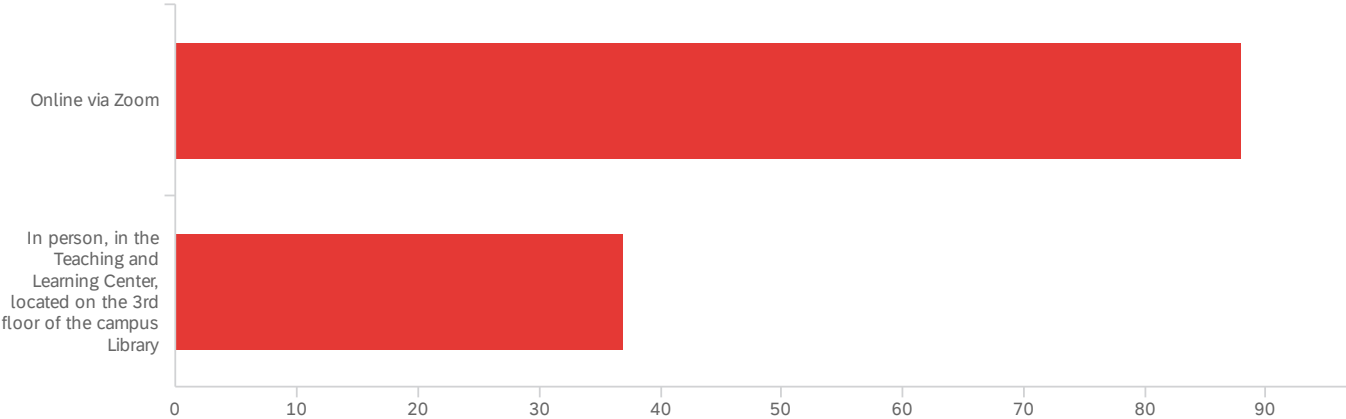
Other

I've seen it in the library before covid

tutors from Oxnard College

My intuition told me that we have a tutoring center. It is a commonplace.

Q2 - How would you like to access tutoring (check all that apply)?

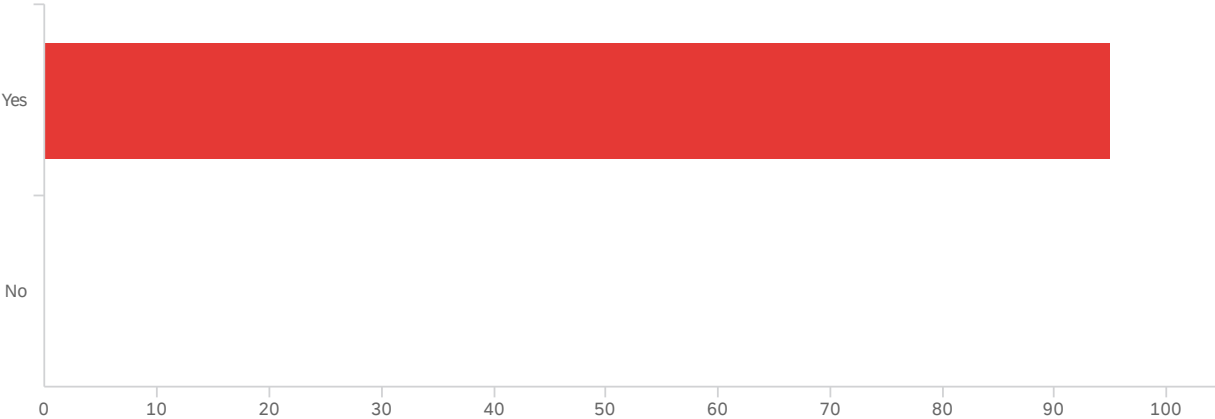


| # | Field  | Choice Count |
|---|--|--------------|
| 1 | Online via Zoom  | 70.40% 88    |
| 2 | In person, in the Teaching and Learning Center, located on the 3rd floor of the campus Library | 29.60% 37    |

125

Showing rows 1 - 3 of 3

Q4 - Do you use a computer to access the internet?



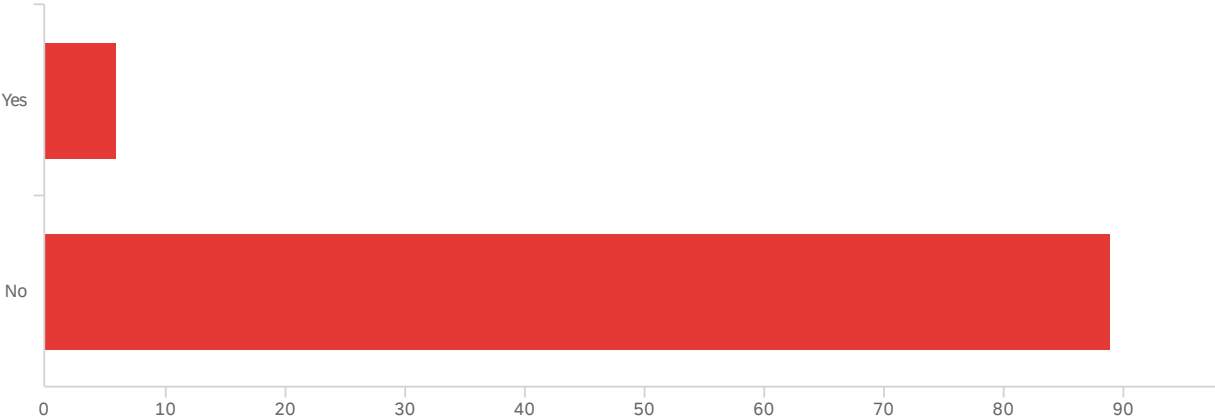
| # | Field   | Minimum | Maximum | Mean | Std Deviation | Variance | Count |
|---|---|---------|---------|------|---------------|----------|-------|
| 1 | Do you use a computer to access the internet? | 1.00    | 1.00    | 1.00 | 0.00          | 0.00     | 95    |

| # | Field | Choice Count |
|---|-------|--------------|
| 1 | Yes   | 100.00% 95   |
| 2 | No    | 0.00% 0      |

95

Showing rows 1 - 3 of 3

Q5 - Do you share your computer with someone else?



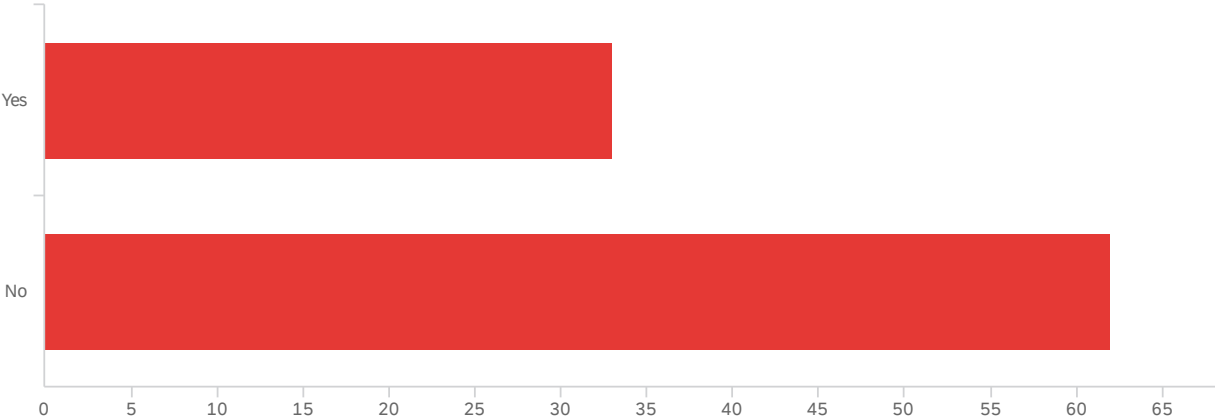
| # | Field   | Minimum | Maximum | Mean | Std Deviation | Variance | Count |
|---|---|---------|---------|------|---------------|----------|-------|
| 1 | Do you share your computer with someone else? | 1.00    | 2.00    | 1.94 | 0.24          | 0.06     | 95    |

| # | Field | Choice Count |
|---|-------|--------------|
| 1 | Yes   | 6.32% 6      |
| 2 | No    | 93.68% 89    |

95

Showing rows 1 - 3 of 3

Q6 - Do you have "touch" capabilities? That is, can you use a stylus to "draw" or handwrite d...



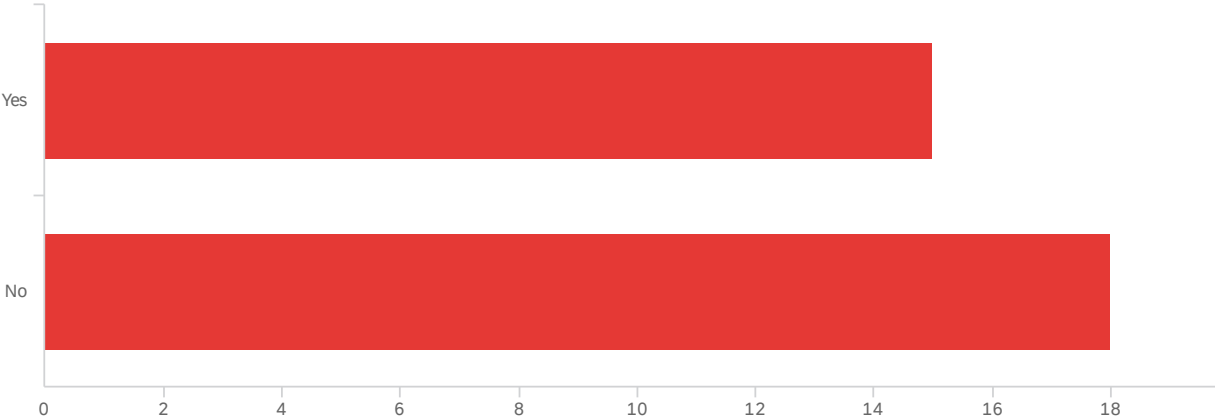
| # | Field  | Minimum | Maximum | Mean | Std Deviation | Variance | Count |
|---|--|---------|---------|------|---------------|----------|-------|
| 1 | Do you have "touch" capabilities? That is, can you use a stylus to "draw" or handwrite directly on the screen? | 1.00    | 2.00    | 1.65 | 0.48          | 0.23     | 95    |

| # | Field | Choice Count |
|---|-------|--------------|
| 1 | Yes   | 34.74% 33    |
| 2 | No    | 65.26% 62    |

95

Showing rows 1 - 3 of 3

Q7 - Do you have access to a pen tablet (a mouse, shaped like a pen)?



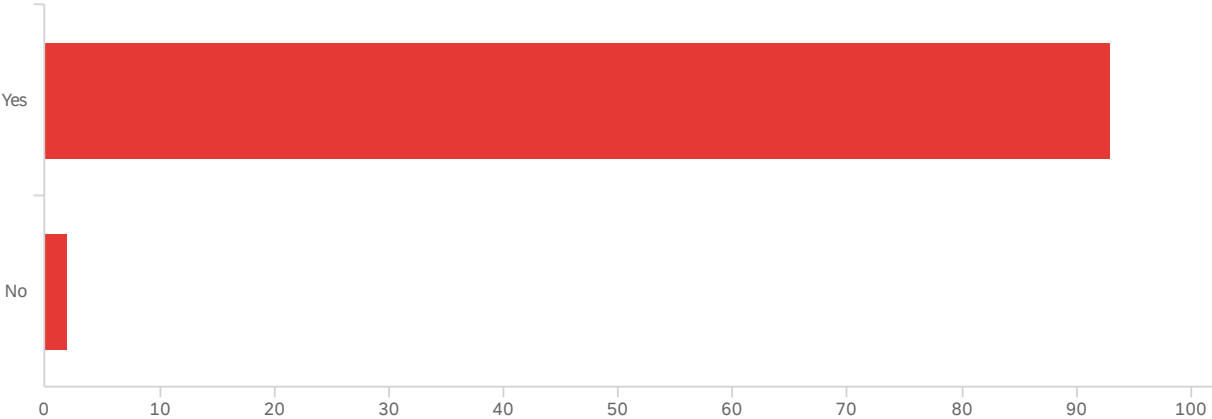
| # | Field  | Minimum | Maximum | Mean | Std Deviation | Variance | Count |
|---|--|---------|---------|------|---------------|----------|-------|
| 1 | Do you have access to a pen tablet (a mouse, shaped like a pen)? | 1.00    | 2.00    | 1.55 | 0.50          | 0.25     | 33    |

| # | Field | Choice Count |
|---|-------|--------------|
| 1 | Yes   | 45.45% 15    |
| 2 | No    | 54.55% 18    |

33

Showing rows 1 - 3 of 3

Q8 - Do you have access to a webcam?



| # | Field                           | Minimum | Maximum | Mean | Std Deviation | Variance | Count |
|---|---------------------------------|---------|---------|------|---------------|----------|-------|
| 1 | Do you have access to a webcam? | 1.00    | 2.00    | 1.02 | 0.14          | 0.02     | 95    |

| # | Field | Choice Count |
|---|-------|--------------|
| 1 | Yes   | 97.89% 93    |
| 2 | No    | 2.11% 2      |

95

Showing rows 1 - 3 of 3



Q9 - Are you aware that Moorpark College has a laptop loaning program?



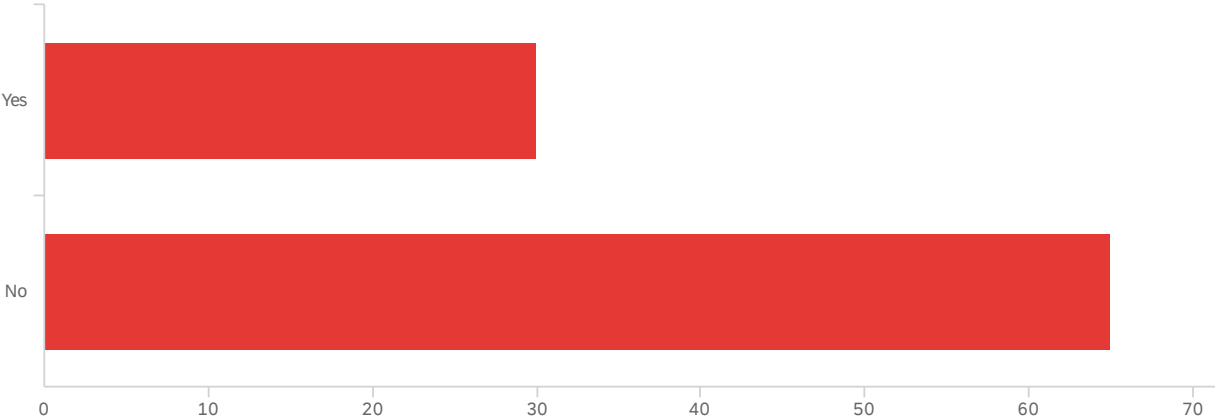
| # | Field   | Minimum | Maximum | Mean | Std Deviation | Variance | Count |
|---|---|---------|---------|------|---------------|----------|-------|
| 1 | Are you aware that Moorpark College has a laptop loaning program? | 0.00    | 0.00    | 0.00 | 0.00          | 0.00     | 0     |

| # | Field | Choice Count |
|---|-------|--------------|
| 1 | Yes   | 0.00% 0      |
| 2 | No    | 0.00% 0      |

0

Showing rows 1 - 3 of 3

Q10 - Do you use an iPad and/or Tablet to access the internet?



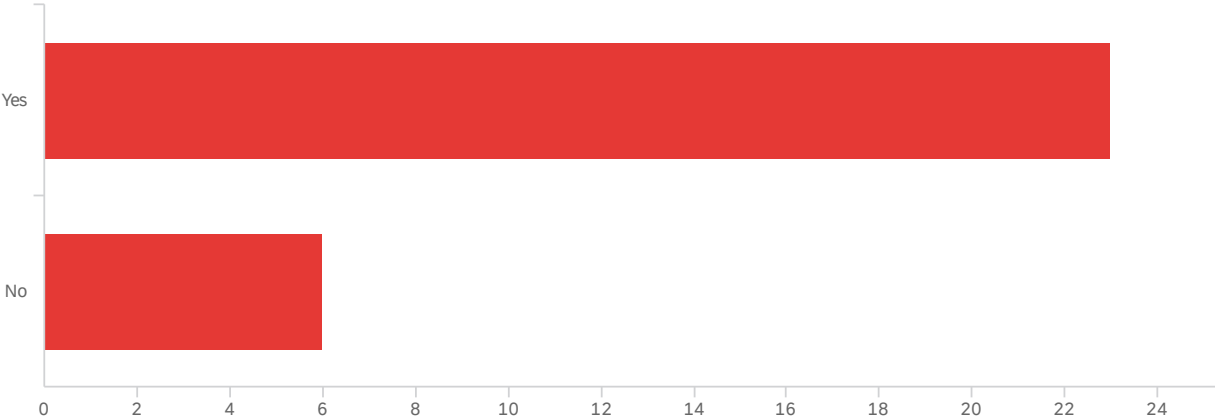
| # | Field  | Minimum | Maximum | Mean | Std Deviation | Variance | Count |
|---|--|---------|---------|------|---------------|----------|-------|
| 1 | Do you use an iPad and/or Tablet to access the internet? | 1.00    | 2.00    | 1.68 | 0.46          | 0.22     | 95    |

| # | Field | Choice Count |
|---|-------|--------------|
| 1 | Yes   | 31.58% 30    |
| 2 | No    | 68.42% 65    |

95

Showing rows 1 - 3 of 3

Q11 - Does your device have "touch capabilities"?

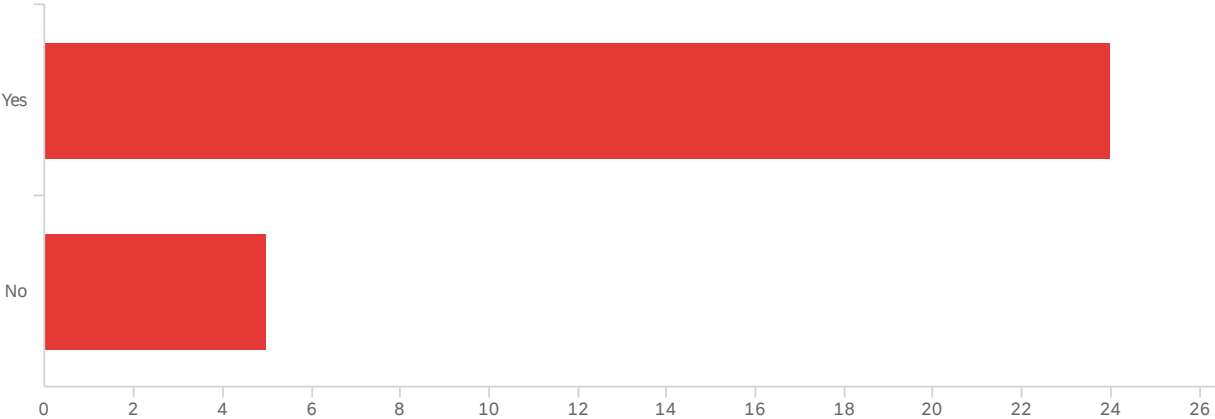


| # | Field                                       | Minimum | Maximum | Mean | Std Deviation | Variance | Count |
|---|---|---------|---------|------|---------------|----------|-------|
| 1 | Does your device have "touch capabilities"? | 1.00    | 2.00    | 1.21 | 0.41          | 0.16     | 29    |

| # | Field | Choice Count |
|---|-------|--------------|
| 1 | Yes   | 79.31% 23    |
| 2 | No    | 20.69% 6     |

29

Q12 - Does your device have a built-in webcam?

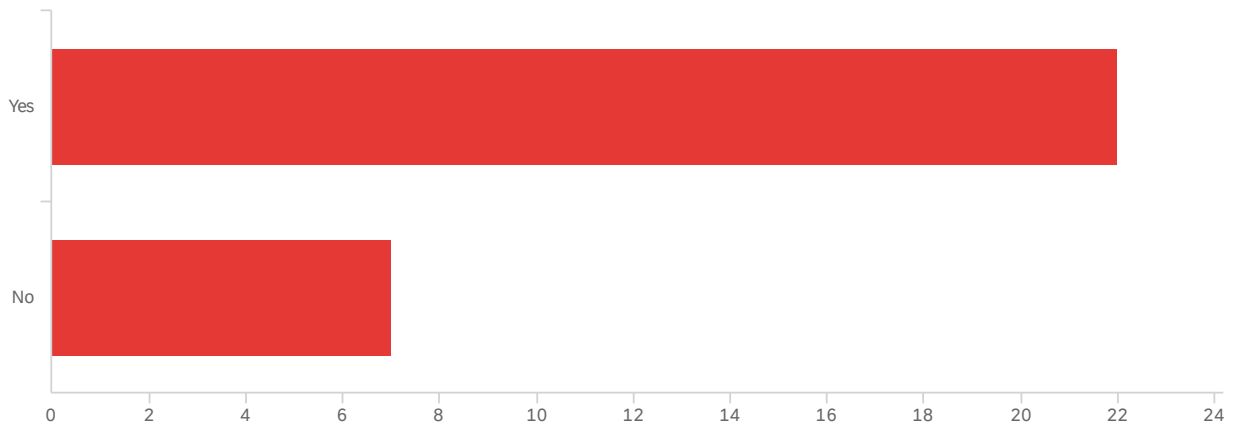


| # | Field                                    | Minimum | Maximum | Mean | Std Deviation | Variance | Count |
|---|--|---------|---------|------|---------------|----------|-------|
| 1 | Does your device have a built-in webcam? | 1.00    | 2.00    | 1.17 | 0.38          | 0.14     | 29    |

| # | Field | Choice Count |
|---|-------|--------------|
| 1 | Yes   | 82.76% 24    |
| 2 | No    | 17.24% 5     |

29

Q13 - Does your device have the ability to create scanned documents into pdfs (using the ca...



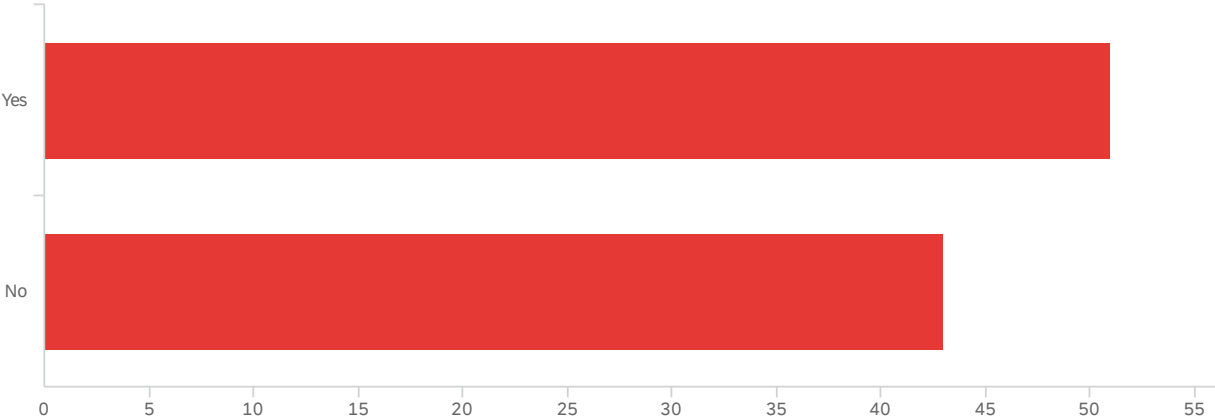
| # | Field   | Minimum | Maximum | Mean | Std Deviation | Variance | Count |
|---|---|---------|---------|------|---------------|----------|-------|
| 1 | Does your device have the ability to create scanned documents into pdfs (using the camera with apps like GeniusScan)? | 1.00    | 2.00    | 1.24 | 0.43          | 0.18     | 29    |

| # | Field | Choice Count |
|---|-------|--------------|
| 1 | Yes   | 75.86% 22    |
| 2 | No    | 24.14% 7     |

29

Showing rows 1 - 3 of 3

Q22 - Did you use the Math and Science Center this semester?

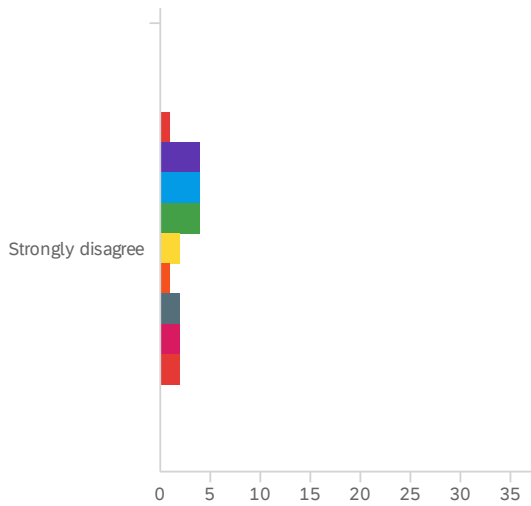


| # | Field  | Minimum | Maximum | Mean | Std Deviation | Variance | Count |
|---|--|---------|---------|------|---------------|----------|-------|
| 1 | Did you use the Math and Science Center this semester? | 1.00    | 2.00    | 1.46 | 0.50          | 0.25     | 94    |

| # | Field | Choice Count |
|---|-------|--------------|
| 1 | Yes   | 54.26% 51    |
| 2 | No    | 45.74% 43    |

94





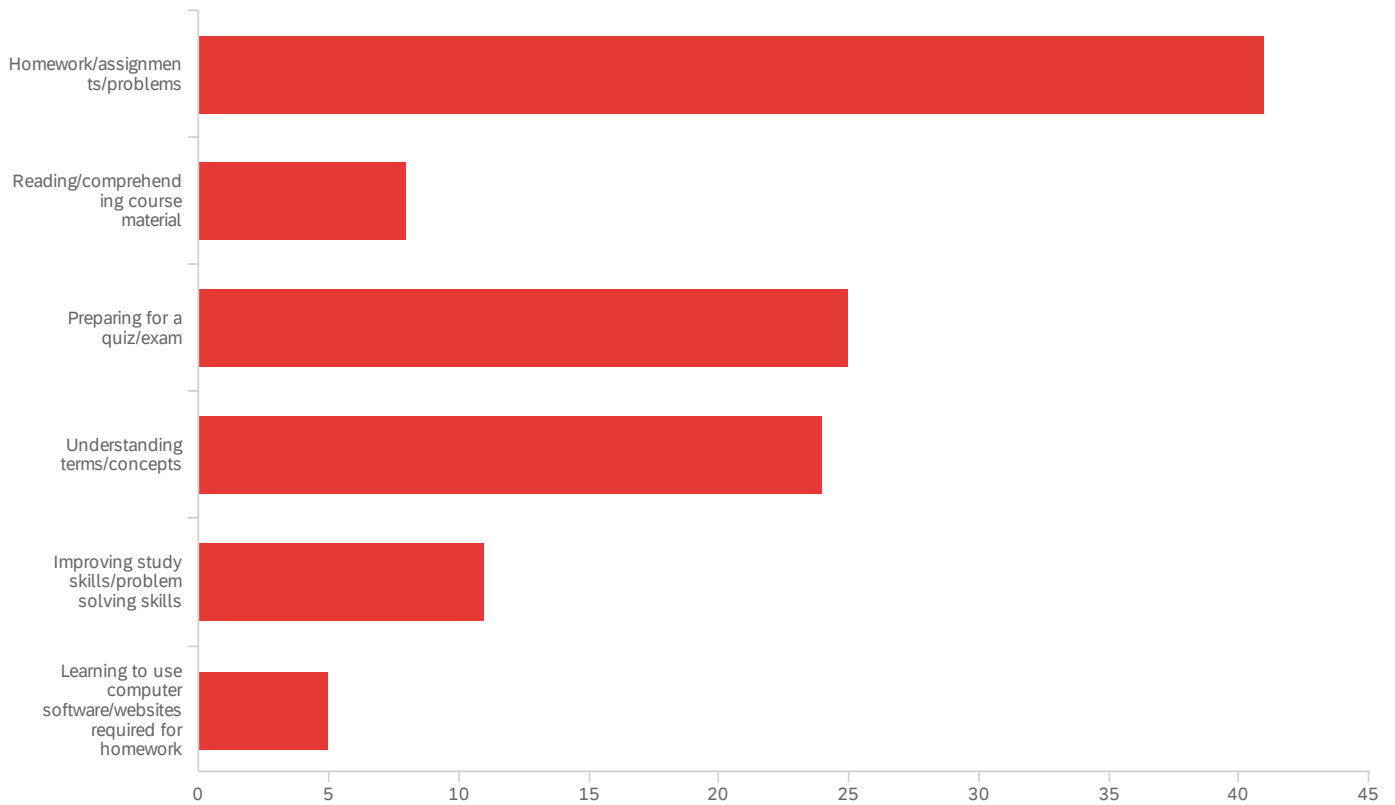
| # | Field   | Minimum | Maximum | Mean | Std Deviation | Variance | Count |
|---|---|---------|---------|------|---------------|----------|-------|
| 1 | I felt welcomed, supported, and encouraged by my tutor.                                       | 1.00    | 5.00    | 1.51 | 0.87          | 0.76     | 47    |
| 2 | The tutors were knowledgeable about the topic.  | 1.00    | 5.00    | 1.89 | 1.34          | 1.79     | 46    |
| 3 | The tutors' helped me grow my understanding about the topic.                                  | 1.00    | 5.00    | 1.77 | 1.32          | 1.75     | 47    |
| 4 | Online drop-in tutoring met my needs.   | 1.00    | 5.00    | 1.85 | 1.27          | 1.62     | 47    |
| 5 | I was able to identify my strengths and weaknesses with the topic during my session(s).       | 1.00    | 5.00    | 1.79 | 1.07          | 1.15     | 47    |
| 6 | After my tutoring session, I felt confident I could apply the concepts to problems on my own. | 1.00    | 5.00    | 1.70 | 0.98          | 0.95     | 46    |
| 7 | The tutoring center was available at times that I needed.                                     | 1.00    | 5.00    | 1.85 | 1.16          | 1.35     | 46    |
| 8 | Tutoring contributed to my academic success.  | 1.00    | 5.00    | 1.57 | 1.07          | 1.14     | 47    |
| 9 | I would recommend the Math and Science Center Drop-In tutoring to other students.             | 1.00    | 5.00    | 1.47 | 1.00          | 1.00     | 45    |



| # | Field   | strongly agree |    | Somewhat agree |    | Neither agree nor disagree |   | Somewhat disagree |   | Strongly disagree |   | Total |
|---|---|----------------|----|----------------|----|----------------------------|---|-------------------|---|-------------------|---|-------|
| 1 | I felt welcomed, supported, and encouraged by my tutor.                                       | 65.96%         | 31 | 23.40%         | 11 | 6.38%                      | 3 | 2.13%             | 1 | 2.13%             | 1 | 47    |
| 2 | The tutors were knowledgeable about the topic.  | 60.87%         | 28 | 15.22%         | 7  | 6.52%                      | 3 | 8.70%             | 4 | 8.70%             | 4 | 46    |
| 3 | The tutors' helped me grow my understanding about the topic.                                  | 68.09%         | 32 | 12.77%         | 6  | 2.13%                      | 1 | 8.51%             | 4 | 8.51%             | 4 | 47    |
| 4 | Online drop-in tutoring met my needs.   | 57.45%         | 27 | 23.40%         | 11 | 4.26%                      | 2 | 6.38%             | 3 | 8.51%             | 4 | 47    |
| 5 | I was able to identify my strengths and weaknesses with the topic during my session(s).       | 53.19%         | 25 | 27.66%         | 13 | 10.64%                     | 5 | 4.26%             | 2 | 4.26%             | 2 | 47    |
| 6 | After my tutoring session, I felt confident I could apply the concepts to problems on my own. | 54.35%         | 25 | 32.61%         | 15 | 4.35%                      | 2 | 6.52%             | 3 | 2.17%             | 1 | 46    |
| 7 | The tutoring center was available at times that I needed.                                     | 54.35%         | 25 | 23.91%         | 11 | 8.70%                      | 4 | 8.70%             | 4 | 4.35%             | 2 | 46    |
| 8 | Tutoring contributed to my academic success.  | 70.21%         | 33 | 14.89%         | 7  | 6.38%                      | 3 | 4.26%             | 2 | 4.26%             | 2 | 47    |
| 9 | I would recommend the Math and Science Center Drop-In tutoring to other students.             | 75.56%         | 34 | 13.33%         | 6  | 4.44%                      | 2 | 2.22%             | 1 | 4.44%             | 2 | 45    |

Showing rows 1 - 9 of 9

Q15 - What type of assistance did you receive this semester in the Tutoring Center? (Check ...

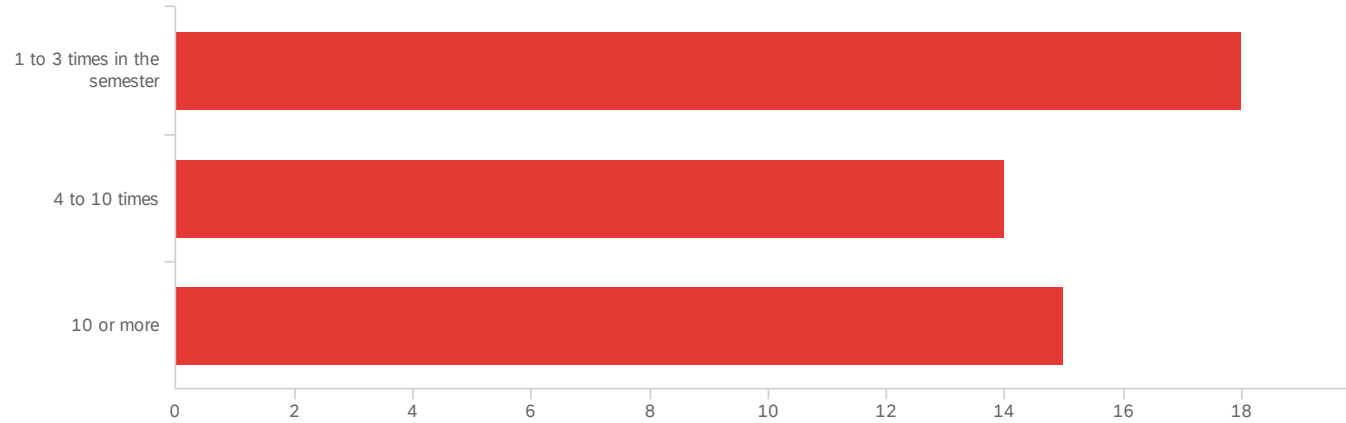


| # | Field  | Choice Count |
|---|--|--------------|
| 1 | Homework/assignments/problems                                    | 35.96% 41    |
| 2 | Reading/comprehending course material                            | 7.02% 8      |
| 3 | Preparing for a quiz/exam  | 21.93% 25    |
| 4 | Understanding terms/concepts                                     | 21.05% 24    |
| 5 | Improving study skills/problem solving skills                    | 9.65% 11     |
| 6 | Learning to use computer software/websites required for homework | 4.39% 5      |

114

Showing rows 1 - 7 of 7

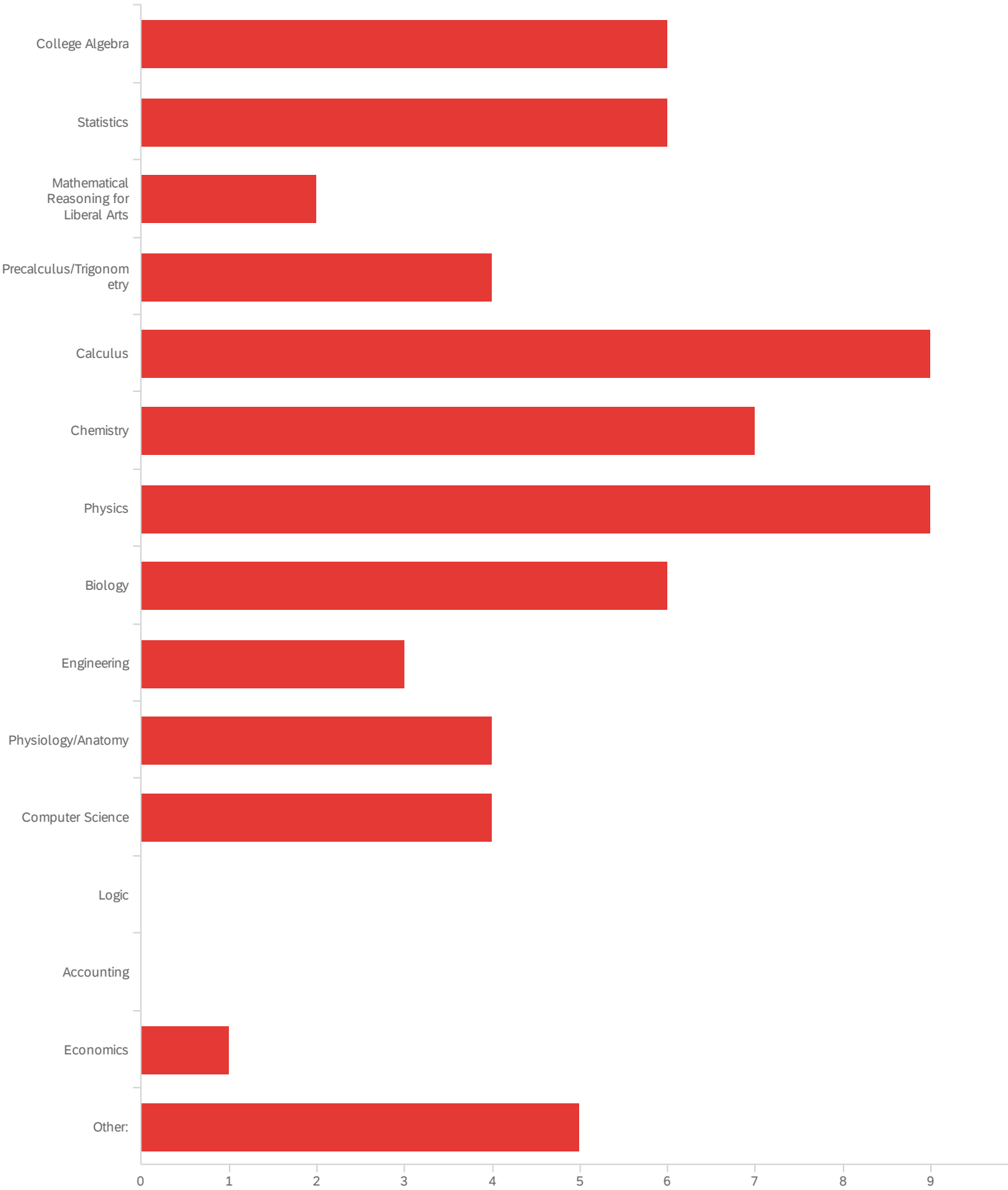
Q16 - How often did you use the tutoring center during the past semester? (Check one)



| # | Field                        | Choice Count |
|---|------------------------------|--------------|
| 1 | 1 to 3 times in the semester | 38.30% 18    |
| 2 | 4 to 10 times                | 29.79% 14    |
| 3 | 10 or more                   | 31.91% 15    |
|   |                              | 47           |

Showing rows 1 - 4 of 4

Q17 - Which courses in the Math and Science Center do you anticipate you will need assista...



# Field

Choice Count

| #  | Field                                   | Choice Count |
|----|---|--------------|
| 1  | College Algebra                         | 9.09% 6      |
| 2  | Statistics                              | 9.09% 6      |
| 3  | Mathematical Reasoning for Liberal Arts | 3.03% 2      |
| 4  | Precalculus/Trigonometry                | 6.06% 4      |
| 5  | Calculus                                | 13.64% 9     |
| 6  | Chemistry                               | 10.61% 7     |
| 7  | Physics                                 | 13.64% 9     |
| 8  | Biology                                 | 9.09% 6      |
| 9  | Engineering                             | 4.55% 3      |
| 10 | Physiology/Anatomy                      | 6.06% 4      |
| 11 | Computer Science                        | 6.06% 4      |
| 12 | Logic                                   | 0.00% 0      |
| 13 | Accounting                              | 0.00% 0      |
| 14 | Economics                               | 1.52% 1      |
| 15 | Other:                                  | 7.58% 5      |
|    |   | 66           |

Showing rows 1 - 16 of 16

**Q17\_15\_TEXT - Other:**

Other:

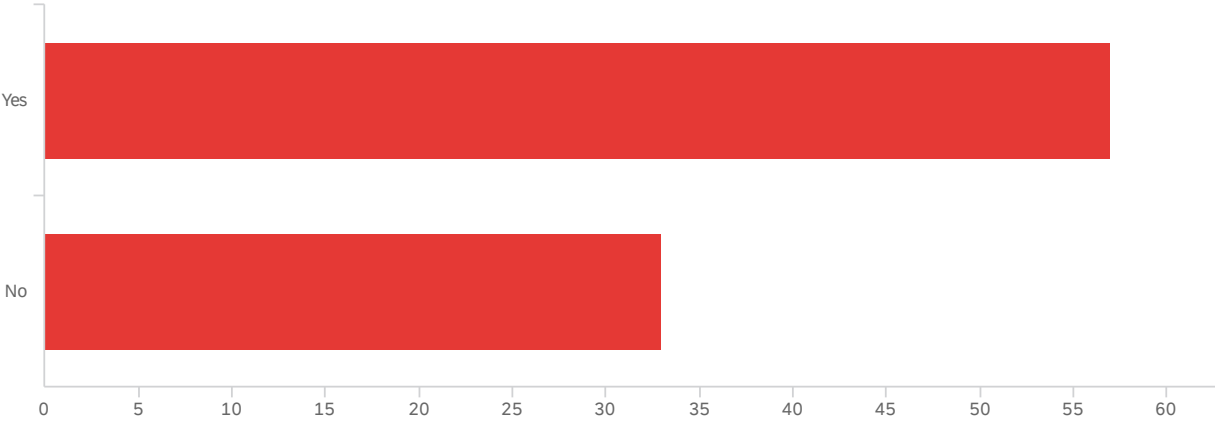
Eng m01B

I plan on being done with math, and I usually don't need help with science!

Environmental Science



Q23 - Did you use the Writing Center this semester?



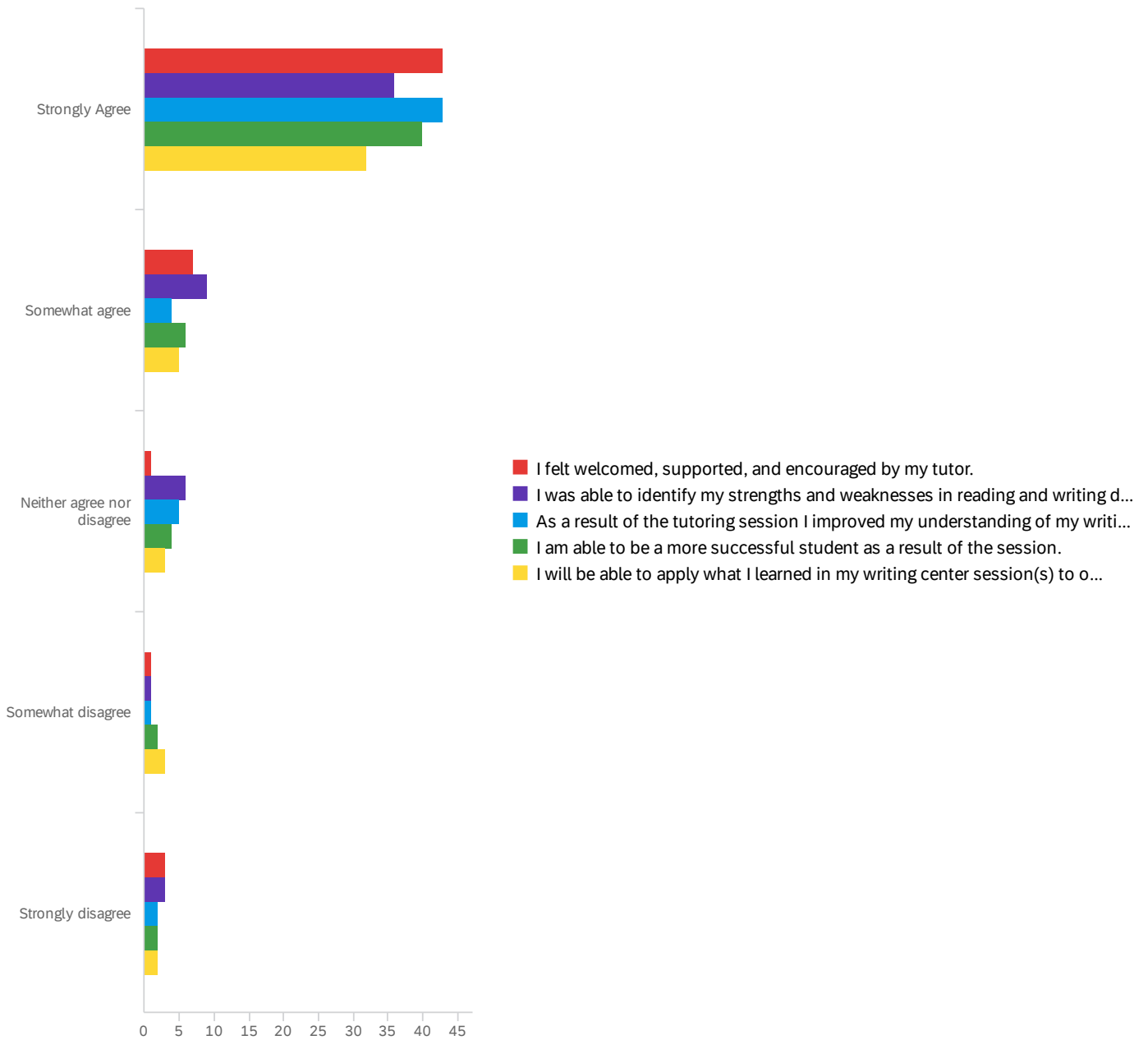
| # | Field   | Minimum | Maximum | Mean | Std Deviation | Variance | Count |
|---|---|---------|---------|------|---------------|----------|-------|
| 1 | Did you use the Writing Center this semester? | 1.00    | 2.00    | 1.37 | 0.48          | 0.23     | 90    |

| # | Field | Choice Count |
|---|-------|--------------|
| 1 | Yes   | 63.33% 57    |
| 2 | No    | 36.67% 33    |

90

Showing rows 1 - 3 of 3

Q18 - Rate the extent to which you agree/disagree with each of the following statements abo...



| # | Field   | Minimum | Maximum | Mean | Std Deviation | Variance | Count |
|---|---|---------|---------|------|---------------|----------|-------|
| 1 | I felt welcomed, supported, and encouraged by my tutor.                                       | 1.00    | 5.00    | 1.44 | 1.02          | 1.05     | 55    |
| 2 | I was able to identify my strengths and weaknesses in reading and writing during the session. | 1.00    | 5.00    | 1.65 | 1.10          | 1.21     | 55    |



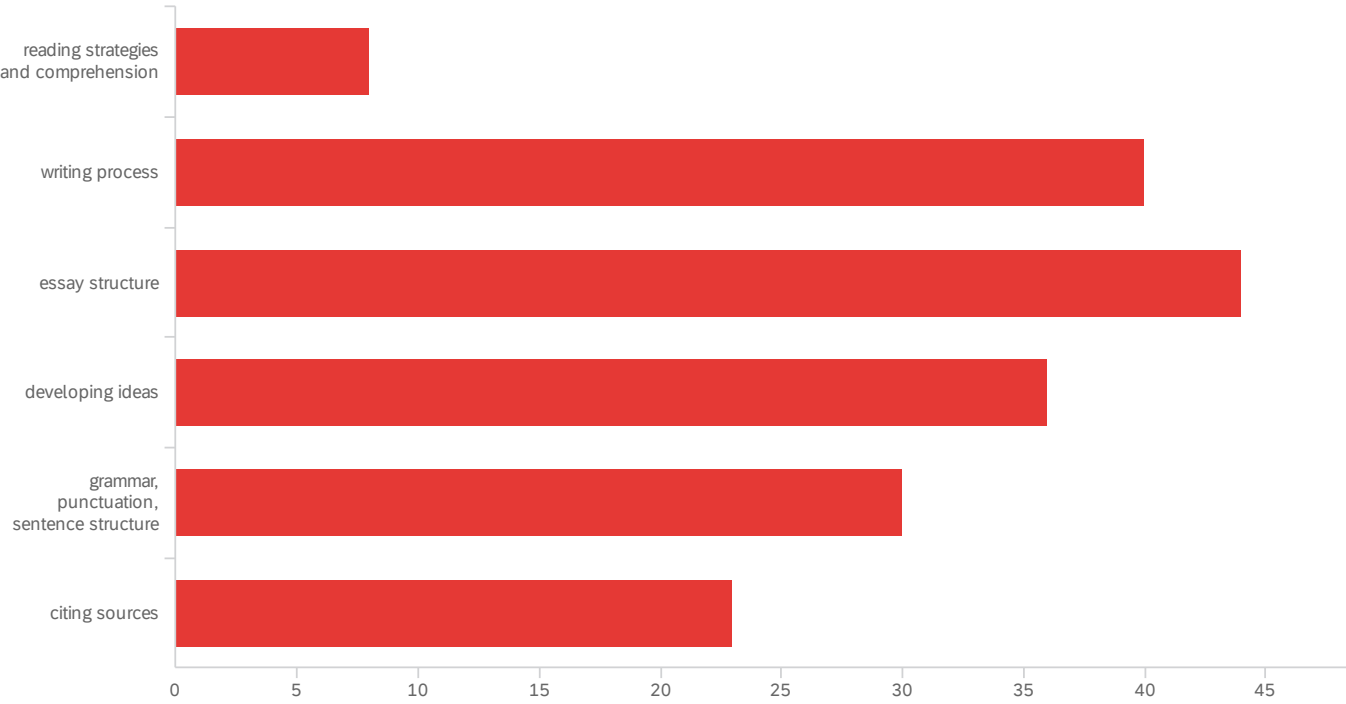
| # | Field  | Minimum | Maximum | Mean | Std Deviation | Variance | Count |
|---|--|---------|---------|------|---------------|----------|-------|
| 3 | As a result of the tutoring session I improved my understanding of my writing and/or study skills.   | 1.00    | 5.00    | 1.45 | 0.99          | 0.98     | 55    |
| 4 | I am able to be a more successful student as a result of the session.  | 1.00    | 5.00    | 1.52 | 1.03          | 1.06     | 54    |
| 5 | I will be able to apply what I learned in my writing center session(s) to other assignments or courses (essays, assignments in other classes, course work/study habits). | 1.00    | 5.00    | 1.62 | 1.14          | 1.30     | 45    |

| # | Field  | Strongly Agree | Somewhat agree | Neither agree nor disagree | Somewhat disagree | Strongly disagree | Total |
|---|--|----------------|----------------|----------------------------|-------------------|-------------------|-------|
| 1 | I felt welcomed, supported, and encouraged by my tutor.  | 78.18% 43      | 12.73% 7       | 1.82% 1                    | 1.82% 1           | 5.45% 3           | 55    |
| 2 | I was able to identify my strengths and weaknesses in reading and writing during the session.      | 65.45% 36      | 16.36% 9       | 10.91% 6                   | 1.82% 1           | 5.45% 3           | 55    |
| 3 | As a result of the tutoring session I improved my understanding of my writing and/or study skills. | 78.18% 43      | 7.27% 4        | 9.09% 5                    | 1.82% 1           | 3.64% 2           | 55    |
| 4 | I am able to be a more successful student as a result of the session.                              | 74.07% 40      | 11.11% 6       | 7.41% 4                    | 3.70% 2           | 3.70% 2           | 54    |

| # | Field  | Strongly Agree | Somewhat agree | Neither agree nor disagree | Somewhat disagree | Strongly disagree | Total |
|---|--|----------------|----------------|----------------------------|-------------------|-------------------|-------|
| 5 | I will be able to apply what I learned in my writing center session(s) to other assignments or courses (essays, assignments in other classes, course work/study habits). | 71.11% 32      | 11.11% 5       | 6.67% 3                    | 6.67% 3           | 4.44% 2           | 45    |

Showing rows 1 - 5 of 5

Q19 - I worked on one or more of the following items during my tutoring session. (Check all t...



| # | Field                                    | Choice Count |
|---|--|--------------|
| 1 | reading strategies and comprehension     | 4.42% 8      |
| 2 | writing process                          | 22.10% 40    |
| 3 | essay structure                          | 24.31% 44    |
| 4 | developing ideas                         | 19.89% 36    |
| 5 | grammar, punctuation, sentence structure | 16.57% 30    |
| 6 | citing sources                           | 12.71% 23    |

## Q20 - Would you recommend the Moorpark College Writing Center to other stude...

Would you recommend the Moorpark College Writing Center to other students?...

---

Yes absolutely! Crystal was great to work with, she was super supportive and I left feeling way more confident about my essay writing

Yes, but I also got marked off for APA formatting after meeting with a tutor.

Yes because it gets you on the right track.

Definitely. This center is very helpful and supportive for all students.

Sure... why not?

No because all what they do is grammar and read over the paper

it's helpful if you're just staring your assignment and don't know what to do or if you want help polishing your ideas

Yes, the tutors are very knowledgeable and respectful, and are willing to accommodate your needs.

Yes !! I love how helpful they are !

Writing terrified me. Having the support from the tutors really helped build my confidence and helped me brainstorm.

Yes. My tutor was great at getting right to the point to help me. I was able to complete my paper with confidence.

Yes, I would because the tutors at the Writing Center were very helpful.

Highly recommend. It is really beneficial to have a third party perspective and to be able to get help from a peer who is more knowledgeable. I was able to bring my essay grades up with their help.

Yes, the writing center gave excellent feedback on my essays and gave me good advice on some of my writing strategies.

Yes, I would recommend it. They had lovely tutors that helped me understand new ways to view my writing and how to implement new skills. It was very helpful.

Would you recommend the Moorpark College Writing Center to other students?...

yes, the staff is friendly and helpful

I never needed to attend because I wasn't taking any math or English courses but I was required to for sports. It was extremely inconvenient and not offered at times I was available.

Yes because it was more helpful than I realized

Yes, great way to get help without going broke!

Would recommend because they are so kind and polite.

yes especially if you are discouraged when writing

yes. Greatly beneficial.

Yes

Not for chemistry. No one was able to solve the problems that teacher gave us. No knowledge in chemistry.

yes, it was useful

Yes because I thye help you on assingments and you do much better on assignments

Yes because the writing center has helped me expand my writing skills immensely.

Yes, it has been a very helpful tool in improving my writing skills.

Yes. They are very helpful.

Yes because they are so kind, helpful and dedicate their time to teach us to be a better writer.

Yes. I definitely think if anyone needs help the writing center will help a lot. It helped me when I was struggling with an assignment, so I think it's highly beneficial.

Yes, they're a great way to finalize papers!

Would you recommend the Moorpark College Writing Center to other students?...

---

Yes I would recommend because the tutors take the time to actually help and guide students

YES! Such a great resource for all students; whether they need guidance with writing basics or to spruce up your already well-developed writing skills, and juts need a second opinion. Felt welcomed right from the start. Very grateful for this source.

Absolutely. All tutors I have met with have been very friendly and professional. I discovered issues I've had for years and corrected them within minutes. I will continue to book sessions until I leave Moorpark.

sure especially if they could be getting better grades

Yes the tutors help to develop ideas based on topic and are very polite.

I would 100% recommend the Writing Center because they have helped me in so many ways imaginable. I absolutely love the tutoring center and have told my peers to go numerous amounts of times. Even if you're not sure about how to cite or don't know how to develop a thesis, they will be able to help you. It is a learning process for both the tutor and the student. It is such a great way for students to better their writing skills and become great writers.

Yes

Yes

Absolutely, sometimes you need another set of trained eyes to help combine thoughts, honestly evaluate, and cut a paper. Thank you very much! I am grateful to the writing center turtors.

Absolutely. They were very helpful, easy to work with, and welcoming. I will definitely be utilizing the Moorpark College Writing Center throughout the rest of my time at Moorpark College.

Yes, I would. It helps your writing as a whole and will only benefit you.

Yes because you'll only get better

Yes they are welcoming and especially now it is very important to utilize these facilities

## Q21 - We appreciate you taking the time to fill out this survey. Do you have any su...

We appreciate you taking the time to fill out this survey. Do you have any...

---

I think the writing center is great, I'm glad professors are encouraging it more otherwise I wouldn't have known about it. My tutor just didn't seem very interested in my question but he definitely was knowledgeable. I just think the slightest bit of energy or input from the tutor can make a huge difference.

Naaah

I have no negative feedback. I am definitely grateful for the tutoring center, it has been so helpful to my education!

No suggestions for improvement really

Having specific tutors assigned to my class was seriously the best thing because they were knowledgeable with the particular course material.

The availability site for scheduling a tutor completely blocked. I cannot understand why there were no availabilities for a Zoom conference. I did not receive the support I so greatly needed for my Stats class.

I appreciate the tutors very much and they were helpful to me. I only wished they had been more familiar with the course material. It would have been more helpful to have direct access to the instructor so I could've asked more specifically for clarifications. It seemed like the tutors were figuring it out with me and kind of guessing at what the professor was asking for, not that they necessarily knew what was being asked for. I realize I can contact the professor directly for this, of course.

Sometimes a tutor was really quick and didn't help me solve the whole problem even though I needed help with finishing it. I also don't know how long a tutor could help me for and session went too quick.

No

Maybe teach your tutors how to be knowledgeable with calculator functions because they were very bad at teaching me and knowing stats to begin with.

Sometimes in the math center the host sends you into a room and sometimes they give you the choice to enter the room. Having the choice is really nice because then I can come back to the main room if I need to ask the host something instead of logging out and coming back in.

No, I am grateful for having free tutoring!

We appreciate you taking the time to fill out this survey. Do you have any...

---

:)

Not at this moment.

The people were really nice, but they couldn't help me work through my homework problems and get the correct answer. They were also split between multiple students at the time that I was on.

no

Not really.

Longer Drop-in hours!

Maybe if the tutors could spend a whole an hour with each student. Would be even better.

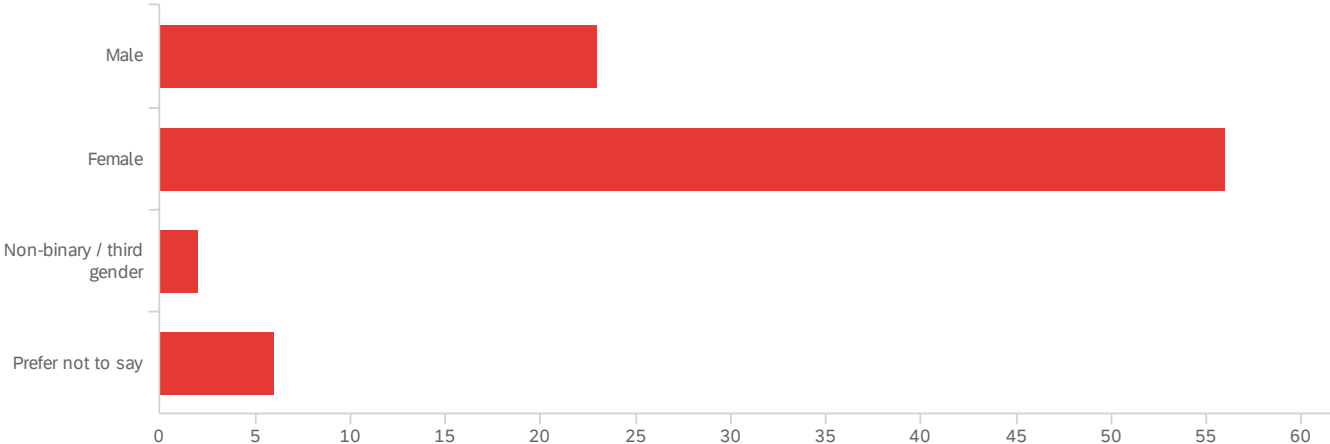
For the Math and Science at Moorpark, please have more tutors for Biology or sciences because I have had to go to Oxnard for my tutoring for my Biology.

Continue to have amazing tutors like Emily and Jasmine

Make it more noticeable on the website so kids chose to explore more rather than getting recommended by a tecaheer



# Q25 - Gender

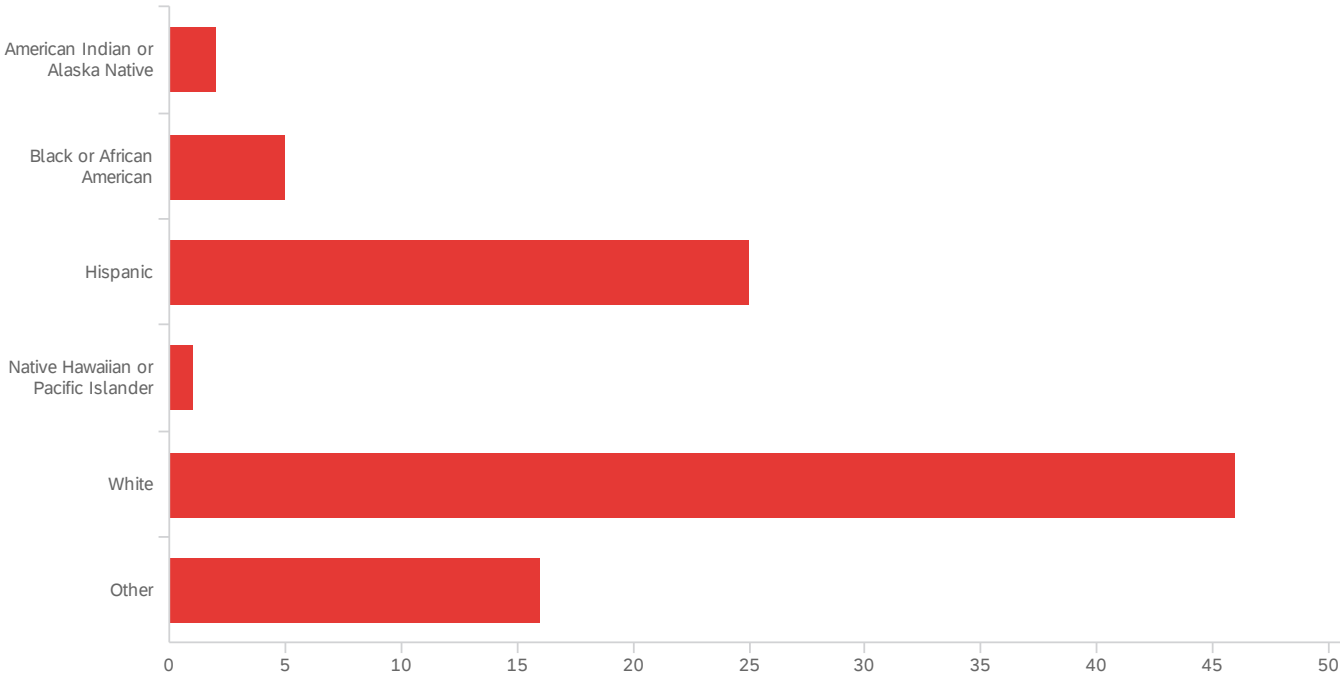


| # | Field  | Minimum | Maximum | Mean | Std Deviation | Variance | Count |
|---|--------|---------|---------|------|---------------|----------|-------|
| 1 | Gender | 1.00    | 4.00    | 1.90 | 0.74          | 0.55     | 87    |

| # | Field                     | Choice Count |
|---|---------------------------|--------------|
| 1 | Male                      | 26.44% 23    |
| 2 | Female                    | 64.37% 56    |
| 3 | Non-binary / third gender | 2.30% 2      |
| 4 | Prefer not to say         | 6.90% 6      |

87

Q26 - Ethnicity (check all that apply)



| # | Field                               | Choice Count |
|---|-------------------------------------|--------------|
| 1 | American Indian or Alaska Native    | 2.11% 2      |
| 2 | Black or African American           | 5.26% 5      |
| 3 | Hispanic                            | 26.32% 25    |
| 4 | Native Hawaiian or Pacific Islander | 1.05% 1      |
| 5 | White                               | 48.42% 46    |
| 6 | Other                               | 16.84% 16    |

95

Showing rows 1 - 7 of 7

**End of Report**